
UNITED STATES
SECURITIES AND EXCHANGE COMMISSION
Washington, D.C. 20549

SCHEDULE 14A

Proxy Statement Pursuant to Section 14(a) of the Securities
Exchange Act of 1934 (Amendment No.)

Filed by the Registrant

Filed by a Party other than the Registrant

Check the appropriate box:

- Preliminary Proxy Statement
- Confidential, for Use of the Commission Only (as permitted by Rule 14a-6(e)(2))
- Definitive Proxy Statement
- Definitive Additional Materials
- Soliciting Material Pursuant to Sec.240.14a-12

FTI CONSULTING, INC.

(Name of Registrant as Specified In Its Charter)

Not Applicable

(Name of Person(s) Filing Proxy Statement, if other than the Registrant)

Payment of Filing Fee (Check the appropriate box):

- No fee required.
- Fee paid previously with preliminary materials.
- Fee computed on table in exhibit required by Item 25(b) per Exchange Act Rules 14a-6(i)(1) and 0-11.



— Notice of Annual Meeting of Shareholders and 2024 Proxy Statement

EXPERTS
WITH IMPACT™



555 12th Street NW
Suite 700
Washington, D.C. 20004
+1.202.312.9100

April 19, 2024

DEAR FELLOW SHAREHOLDERS:

You are invited to join us at the annual meeting of Shareholders of FTI Consulting, Inc., a Maryland corporation, on Wednesday, June 5, 2024 (the "Annual Meeting"), at 9:30 a.m., Eastern Daylight Time, at our executive office located at 555 12th Street NW, Suite 700, Washington, D.C. 20004.

Attached you will find a Notice of Meeting and our Proxy Statement, each of which contains information regarding the proposals that the Board of Directors is submitting to a vote of the shareholders, as well as instructions on how to vote your shares of common stock.

If you plan to attend the Annual Meeting in person, you must register in advance by no later than May 15, 2024 and obtain an admission ticket. Please respond affirmatively to the request for that information on the Internet or mark that box on the proxy card if you received a paper copy of the proxy materials. You will be asked to present your admission ticket and a valid picture identification, such as a driver's license or passport, to enter the meeting. Cameras, recording devices and other electronic devices will not be permitted at the meeting.

Whether or not you attend the Annual Meeting in person, your vote is important to us. You can ensure that your shares are represented by promptly authorizing a proxy to vote your shares by telephone or the Internet or by completing, signing, dating and returning your proxy card or voting instruction card in the return envelope provided to you. Instructions on how to vote your shares or authorize a proxy to vote your shares begin on [page 2](#) of the Proxy Statement.

Sincerely,

A handwritten signature in black ink that reads "Gerard E. Holthaus".

Gerard E. Holthaus
Chairman of the Board

FTI CONSULTING, INC. NOTICE OF ANNUAL MEETING OF SHAREHOLDERS



Meeting Date:
June 5, 2024



Meeting Place:
555 12th Street NW
Suite 700
Washington, D.C. 20004



Meeting Time:
9:30 a.m.
(Eastern Daylight Time)



Record Date:
Close of Business on
March 7, 2024

ITEMS OF BUSINESS AND VOTE RECOMMENDATIONS:

PROPOSAL NUMBER	PROPOSAL	BOARD OF DIRECTORS VOTING RECOMMENDATION
No. 1	Consider and vote upon the election as directors of the nine nominees named in the Proxy Statement	FOR each nominee
No. 2	Consider and vote upon the ratification of the appointment of KPMG LLP as FTI Consulting, Inc.'s independent registered public accounting firm for the year ending December 31, 2024	FOR
No. 3	Consider and vote upon an advisory (non-binding) resolution to approve the compensation of the named executive officers for the year ended December 31, 2023 as described in the Proxy Statement	FOR
	The transaction of any other business that may properly come before the meeting or any postponement or adjournment thereof	N/A

Postponements and Adjournments:

Any action on the items of business described above may be considered at the meeting, at the time and on the date specified above or at any time and date to which the meeting may be properly postponed or adjourned.

In-Person Meeting Admission:

Admission will be by ticket only. Please follow the advance registration instructions set forth in the section of the Proxy Statement titled "Information About The Annual Meeting And Voting — How Do I Attend the Annual Meeting?" on [page 5](#) of the Proxy Statement. **If you do not provide an admission ticket and comply with the photo identification requirements outlined on [page 5](#), you will not be admitted to the annual meeting of shareholders to be held on June 5, 2024 (the "Annual Meeting"). Cameras, recording devices and other electronic devices will not be permitted at the Annual Meeting.**

Voting:

YOUR VOTE IS VERY IMPORTANT. Whether or not you plan to attend the meeting, we hope you will authorize a proxy to vote on your behalf as soon as possible. For specific instructions on how to authorize a proxy to vote your shares, please refer to the section titled "Information About The Annual Meeting And Voting" beginning on [page 2](#) of the Proxy Statement. Make sure to have your proxy card or voting instruction form in hand to authorize a proxy to vote your shares. You may vote or authorize a proxy to vote your shares as follows:



In person at the Annual Meeting



By telephone at +1.800.690.6903



Over the Internet at www.ProxyVote.com



By mailing your completed proxy card in the envelope provided

By Order of the Board of Directors,

Joanne F. Catanese

Joanne F. Catanese
Associate General Counsel and Corporate Secretary
April 19, 2024

Important Notice Regarding the Availability of Proxy Materials for the Annual Meeting: We mailed a Notice of Internet Availability of Proxy Materials containing instructions on how to access our Proxy Statement for the Annual Meeting and our 2023 Annual Report on or about April 19, 2024. Our Proxy Statement and 2023 Annual Report are available online at www.ProxyVote.com.

TABLE OF CONTENTS

PROXY SUMMARY	i
PROXY STATEMENT FOR 2024 ANNUAL MEETING OF SHAREHOLDERS	1
INFORMATION ABOUT THE ANNUAL MEETING AND VOTING	2
ADDITIONAL INFORMATION	6
INFORMATION ABOUT THE BOARD OF DIRECTORS AND COMMITTEES	7
THE DIRECTOR NOMINATION PROCESS	7
INDEPENDENCE OF DIRECTORS	10
PROPOSAL NO. 1 — ELECT AS DIRECTORS THE NINE NOMINEES NAMED IN THE PROXY STATEMENT	11
INFORMATION ABOUT THE NOMINEES FOR DIRECTOR	12
DIRECTOR ATTENDANCE AT MEETINGS	17
COMMITTEES OF THE BOARD OF DIRECTORS	17
COMPENSATION OF NON-EMPLOYEE DIRECTORS AND POLICY ON NON-EMPLOYEE DIRECTOR EQUITY OWNERSHIP	22
CORPORATE GOVERNANCE	25
GOVERNANCE PRINCIPLES	25
OUR SIGNIFICANT CORPORATE GOVERNANCE POLICIES AND PRACTICES	25
BOARD LEADERSHIP STRUCTURE	26
OVERSIGHT OF RISK MANAGEMENT	26
CYBERSECURITY OVERSIGHT	27
COMPENSATION-RELATED RISKS	28
BOARD AND COMMITTEE SELF-ASSESSMENTS	28
CORPORATE SOCIAL RESPONSIBILITY OVERSIGHT	29
SUCCESSION PLANNING	29
CODE OF CONDUCT	29
SHAREHOLDER NOMINEES FOR DIRECTOR	30
COMMUNICATIONS WITH DIRECTORS	30
OTHER PROPOSALS TO BE PRESENTED AT THE ANNUAL MEETING OF SHAREHOLDERS	31
PROPOSAL NO. 2 — RATIFY THE APPOINTMENT OF KPMG LLP AS FTI CONSULTING, INC.'S INDEPENDENT REGISTERED PUBLIC ACCOUNTING FIRM FOR THE YEAR ENDING DECEMBER 31, 2024	31
PROPOSAL NO. 3 — VOTE ON AN ADVISORY (NON-BINDING) RESOLUTION TO APPROVE THE COMPENSATION OF THE NAMED EXECUTIVE OFFICERS FOR THE YEAR ENDED DECEMBER 31, 2023 AS DESCRIBED IN THE PROXY STATEMENT	32
SECURITY OWNERSHIP OF CERTAIN BENEFICIAL OWNERS AND MANAGEMENT	33
INFORMATION ABOUT OUR EXECUTIVE OFFICERS AND COMPENSATION	35
NON-DIRECTOR EXECUTIVE OFFICERS AND KEY EMPLOYEES	35
COMPENSATION DISCUSSION AND ANALYSIS	36
REPORT OF THE COMPENSATION COMMITTEE OF THE BOARD OF DIRECTORS	68
SUMMARY COMPENSATION TABLE	69
EQUITY COMPENSATION PLANS	71
EMPLOYMENT AGREEMENTS AND TERMINATION AND CHANGE IN CONTROL PAYMENTS	76
PAY VS. PERFORMANCE DISCLOSURE	81
CEO PAY RATIO	84

<u>CERTAIN RELATIONSHIPS AND RELATED-PARTY TRANSACTIONS</u>	85
<u>REVIEW AND APPROVAL OF RELATED-PARTY TRANSACTIONS</u>	85
<u>2023 RELATED-PARTY TRANSACTIONS</u>	85
<u>PRINCIPAL ACCOUNTANT FEES AND SERVICES</u>	86
<u>REPORT OF THE AUDIT COMMITTEE OF THE BOARD OF DIRECTORS</u>	87
<u>PROPOSALS FOR THE 2025 ANNUAL MEETING OF SHAREHOLDERS</u>	89
<u>APPENDIX A — DEFINITIONS AND RECONCILIATIONS OF NON-GAAP TO THE MOST DIRECTLY COMPARABLE GAAP FINANCIAL MEASURES</u>	A-1
<u>APPENDIX B — DEFINITIONS OF ADJUSTED EPS AND ADJUSTED EBITDA FOR PURPOSES OF CALCULATING ANNUAL INCENTIVE PAY FOR THE BONUS YEAR ENDED DECEMBER 31, 2023 AND RECONCILIATIONS TO THE MOST DIRECTLY COMPARABLE GAAP MEASURES</u>	B-1
<u>APPENDIX C — RECONCILIATIONS OF THE NUMBER OF “EMPLOYEES,” INCLUDING INDEPENDENT CONTRACTORS, TO THE NUMBER OF “EMPLOYEES,” EXCLUDING INDEPENDENT CONTRACTORS, FOR THE CALENDAR YEARS ENDED DECEMBER 31, 2023, DECEMBER 31, 2022, DECEMBER 31, 2021, DECEMBER 31, 2020 AND DECEMBER 31, 2019</u>	C-1

PROXY SUMMARY

This Proxy Summary highlights certain information contained elsewhere in this proxy statement (“Proxy Statement”) for the annual meeting of shareholders to be held on June 5, 2024 (the “Annual Meeting”). This Proxy Summary does not contain all the information that you should consider. Please read the entire Proxy Statement carefully before voting or authorizing a proxy to vote on your behalf.

GENERAL INFORMATION *

Date:	June 5, 2024
Time:	9:30 a.m., Eastern Daylight Time
Location:	FTI Consulting, Inc. 555 12 th Street NW Suite 700 Washington, D.C. 20004
Record Date:	Close of business on March 7, 2024
Stock Symbol:	FCN
Exchange:	New York Stock Exchange (the “NYSE”)
Common Stock Outstanding as of the Close of Business on the Record Date Entitled to Vote at the Annual Meeting:	35,638,643 shares of common stock, par value \$0.01 per share (“Common Stock”)
Registrar and Transfer Agent:	Equiniti, LLC
State of Incorporation:	Maryland
Year of Incorporation:	1982
Public Company Since:	1996
Corporate Website:	www.fticonsulting.com

FORWARD-LOOKING STATEMENTS

This document includes forward-looking statements within the meaning of the Private Securities Litigation Reform Act of 1995. All statements other than statements of historical or current facts, including statements regarding environmental, social and governance (“ESG”)-related matters and other sustainability plans, initiatives, projections, goals, commitments, expectations or prospects, made in this document are forward-looking. We use words such as anticipates, believes, commits, expects, future, goal, intends, plans, projects, seeks, aspires and similar expressions to identify forward-looking statements. Any references to standards of measurement and performance made regarding our ESG- or other sustainability-related plans, goals, commitments, intentions, aspirations, forecasts or projections or expectations are developing and based on assumptions and beliefs. Forward-looking statements reflect management’s current expectations and are inherently uncertain. Actual results or outcomes could differ materially for a variety of reasons. Risks and uncertainties that could cause our actual results to differ significantly from management’s expectations are described in our annual report on Form 10-K for the year ended December 31, 2023, filed with the Securities and Exchange Commission (the “SEC”) on February 22, 2024. No assurance can be given that any plan, goal, commitment, intention, aspiration, forecast or projection or expectation can or will be achieved. The inclusion of any forward-looking information should not be regarded as a representation by us or any other person that the future plans, estimates, forecasts or projections, intentions, aspirations, beliefs or expectations contemplated by us will be achieved. Given these risks, uncertainties and other factors, you should not place undue reliance on any forward-looking statements. Website references and references to policies and reports throughout this document are provided for convenience only, and the content of referenced websites, policies and reports is not incorporated by reference into this document.

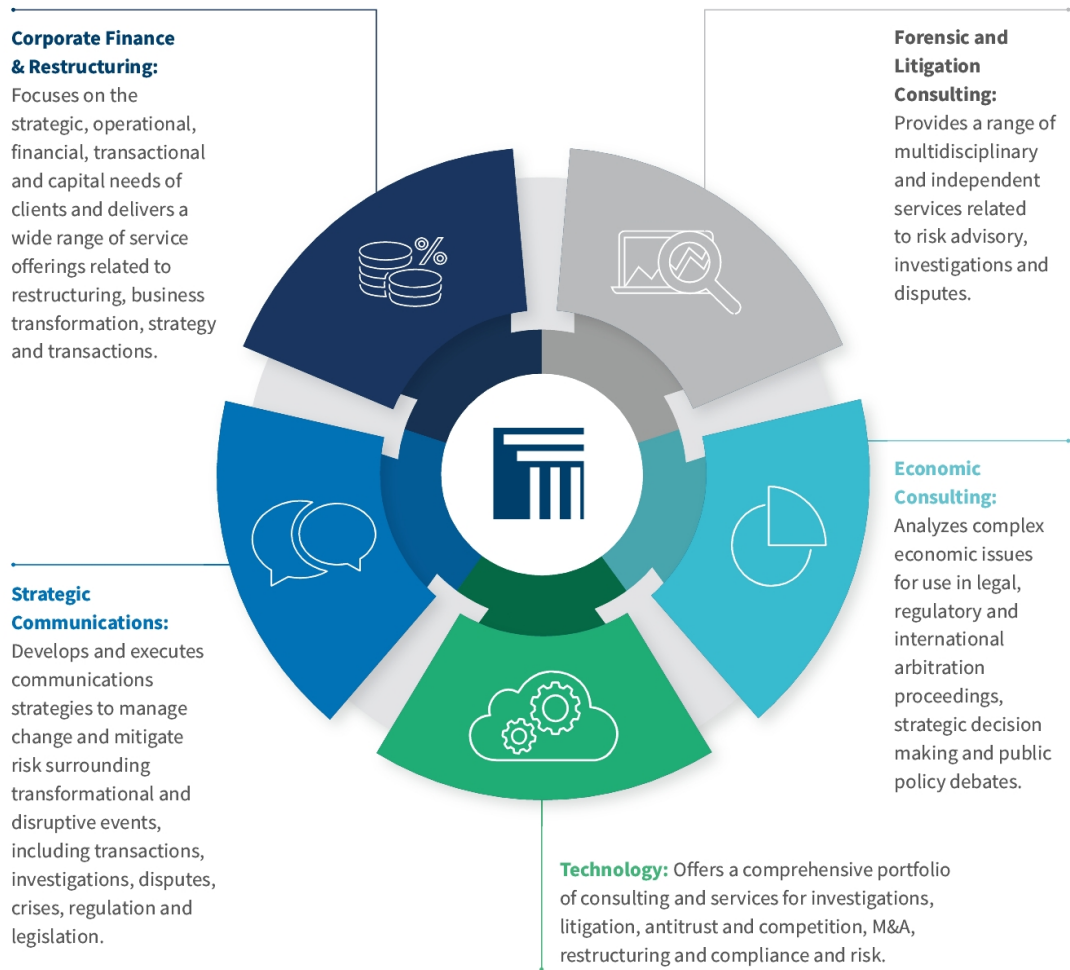
ABOUT FTI CONSULTING

Our Purpose

We are one company with five business segments that are united by **one purpose**: to help our clients with an ever-increasing share of their most significant opportunities and challenges.

Our Values

Integrity | Creativity | Achievement | Respect | Empathy



FTI Consulting at a Glance

1982

Year founded

31

Offices in 31 countries and territories around the globe

768

Senior Managing Directors

7,990

Employees worldwide

888

Ranking by revenues on the Fortune 1000

98/100

Advisor to 98 of the world's top 100 law firms as ranked by *The American Lawyer* Global 100 list

83/100

Advisor to 83 of the Fortune 100 companies

64/100

Advisor to 64 of the top 100 private equity firms on the Private Equity International 300 list

38/50

Advisor to 38 of the world's top 50 bank holding companies

2023 Awards & Recognition

FTI Consulting is the leading global expert firm for organizations facing crisis and transformation. Below are select awards and recognitions FTI Consulting received in recognition of our leading people and positions in 2023.

<p>World's Best Management Consulting Firms</p> <p><i>Forbes</i></p>	<p>Consulting Firm of the Year</p> <p>Who's Who Legal</p>	<p>Top 50 Consulting Firms of 2023</p> <p><i>The Consulting Report</i></p>	<p>#1 Expert Witness Firm on GAR 100 Expert Witness Firms' Power Index</p> <p><i>Global Arbitration Review</i></p>
<p>Most Professionals Named to the Who's Who Legal Expert Witnesses List</p> <p>Who's Who Legal</p>	<p>Competition Economics Firm of the Year</p> <p>Who's Who Legal</p>	<p>#1 U.S. Restructuring Advisor</p> <p><i>The Deal</i></p>	<p>Named a Leader in the Crisis & Risk Management, FinTech and Litigation Support Guides</p> <p>Chambers and Partners</p>
<p>Marketing/PR Firm of the Year</p> <p>The M&A Advisor</p>	<p>Arbitration Expert Firm of the Year</p> <p>Who's Who Legal</p>	<p>Global Turnaround Consulting Firm and Americas Public Relations Firm of the Year</p> <p><i>Global M&A Network</i></p>	<p>Best End-to-End E-discovery Provider</p> <p><i>National Law Journal</i></p>
<p>Investigations Digital Forensics and Investigations Forensic Accounting Firm of the Year</p> <p>Who's Who Legal</p>	<p>Restructuring & Insolvency Advisors Firm of the Year</p> <p>Who's Who Legal</p>	<p>Cybersecurity PR Agency of the Year</p> <p>Cybersecurity Excellence Awards</p>	<p>Insurance Expert Witnesses Firm of the Year</p> <p>Who's Who Legal</p>

2023 Achievements



⁽¹⁾ See [Appendix A](#) for the definitions of earnings per diluted share (“EPS”), as adjusted (“Adjusted EPS”), EBITDA, as adjusted (“Adjusted EBITDA”), and other financial measures for financial reporting purposes referred to in this Proxy Statement that have not been presented or prepared in accordance with generally accepted accounting principles in the United States (“GAAP”) and are considered not in conformity with GAAP (“non-GAAP”) under the rules promulgated by the SEC and the reconciliations of non-GAAP financial measures to the most directly comparable GAAP financial measures, as well as the reasons management believes these non-GAAP financial measures provide useful information to investors. Certain of these non-GAAP financial measures are not defined the same as the similarly named financial measures used to establish annual incentive pay (“AIP”) of our named executive officers (“NEO”) for the year ended December 31, 2023 (“2023 AIP”). See the section of this Proxy Statement titled “Information About Our Executive Officers And Compensation — Compensation Discussion And Analysis — 2023 Pay Outcomes — 2023 Annual Incentive Pay — Financial Metrics” beginning on [page 51](#) and [Appendix B](#) for the definitions of similarly named non-GAAP financial measures for determining 2023 AIP of our NEOs and the reconciliations of such non-GAAP financial measures to the most directly comparable GAAP financial measures.

Our Strategy for Sustainable Growth

2023 was another great year for FTI Consulting, demonstrated by record revenues across all five business segments, and record earnings per share, which we believe is further confirmation of the *fundamental strength of this Company*: **the unrelenting commitment of our people to deliver for their clients as they navigate their most significant opportunities and challenges.**

Sustainable growth in professional services comes from attracting, developing, promoting and retaining great professionals with ambitions to grow their business and deepen their client relationships. Our financial results have shown that if we do the right things for our business over any medium-term period, even though market conditions and quarterly results can fluctuate, through those efforts we can build a powerful growth engine that delivers for our people, clients and shareholders.

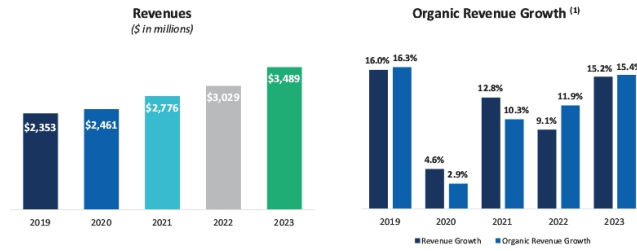
This focus means not overreacting to temporary factors that are out of management's control and being willing to support our strong segments, practices and professionals, even in the face of short-term market headwinds, because we believe over any multi-year period, the financial performance of great professional services firms is dictated by components of the business that *can be influenced by management*, such as:

- **Attracting, developing, promoting and retaining talented professionals** who can strengthen and build leading positions in areas of critical client needs.
- **Investing EBITDA** behind key growth areas in which we have a right to win.
- Leveraging investments to build positions that will support **profitable growth on a sustained basis through a variety of economic conditions.**
- Actively evaluating and considering opportunistic acquisitions but committing on a day-in, day-out basis to **growth by organic means.**
- **Maintaining a strong balance sheet** and committing to using our **robust cash flow generation to enhance shareholder returns.**
- **Creating a diverse, inclusive and high-performing culture** where our professionals can grow their career and achieve their full potential.
- **Being a responsible corporate citizen** that drives positive change in the communities in which we do business.

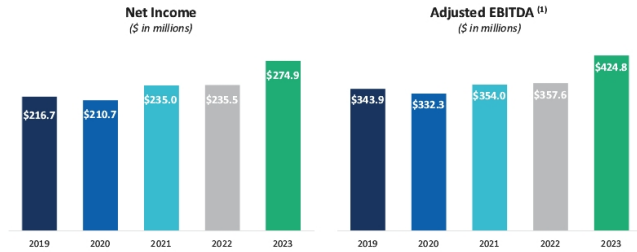
While we achieved record revenues, Adjusted EPS and Adjusted EBITDA in 2023, it is our multi-year performance that we measure our success against. We believe if we continue to have the confidence to not overreact to short-term factors, over the medium term, we will build businesses that great people want to be a part of — businesses that attract great people, support their ambitions and foster their professional development, and allow them to build teams and client relationships that, through the short-term headwinds and tailwinds, become sustainable, powerful, durable and resilient growth engines.

Our Strategy in Action – A Powerful Platform for Sustainable Growth

Diversified Platform Drives Sustained Revenue Growth
Multi-year trajectory of record revenues supported by robust organic growth



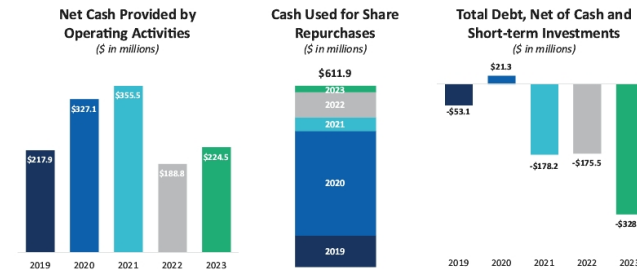
Focus on Profitable Growth
Committed to driving profitability over the medium term while investing behind leading people and positions



Robust Earnings Growth
GAAP and Adjusted Earnings per Share ("EPS") have increased 36% and 33%, respectively, since 2019



Strong Balance Sheet and Disciplined Approach to Capital Allocation
Committed to using our robust cash flow generation to enhance shareholder returns



(1) See [Appendix A](#) for the definitions of Adjusted EBITDA, Adjusted EPS, organic revenue growth and other non-GAAP financial measures for financial reporting purposes referred to in this Proxy Statement and the reconciliations of non-GAAP financial measures to the most directly comparable GAAP financial measures, as well as the reasons management believes these non-GAAP financial measures provide useful information to investors. Certain of these non-GAAP financial

measures are not defined the same as the similarly named financial measures used to establish 2023 AIP of our NEOs. See the section of this Proxy Statement titled “Information About Our Executive Officers And Compensation — Compensation Discussion And Analysis — 2023 Pay Outcomes — 2023 Annual Incentive Pay — Financial Metrics” beginning on [page 51](#) and [Appendix B](#) for the definitions of similarly named financial measures for determining 2023 AIP of our NEOs and the reconciliations of such non-GAAP financial measures to the most directly comparable GAAP financial measures.

ESG-RELATED PRACTICES, POLICIES, PROGRESS AND ACHIEVEMENTS

FTI Consulting believes proactively identifying and addressing Environmental, Social and Governance risks and opportunities are important to both sustaining our strong growth trajectory and maintaining our operations.

Through targeted focus areas across Real Estate, Information Technology, Corporate Citizenship, Diversity, Inclusion & Belonging, Human Resources, Benefits, Talent Development, Procurement, Legal and Risk & Compliance, the following pages discuss key ESG-related initiatives (“ESG Program”) and progress the Company made in 2023, undertaken in alignment with the Sustainability Accounting Standards Board (SASB) Standards, the Carbon Disclosure Project (CDP) Climate Change Questionnaire and the former Task Force on Climate-Related Financial Disclosures (“TCFD”) ⁽¹⁾ recommendations, which have been incorporated into the International Sustainability Standards Board (ISSB) inaugural standards – International Financial Reporting Standards (“IFRS”) S1 and IFRS S2. Furthermore, these disclosures reflect our commitment to transparently reporting our sustainability journey to our stakeholders. As a participant to the United Nations’ (“UN”) Global Compact, FTI Consulting supports the Ten Principles (the “Principles”) on human rights, labor, environment and anti-corruption. The UN Global Compact and its Principles are ingrained in our culture, policies and day-to-day operations.

For further information on these disclosures and to learn more about FTI Consulting’s ESG Program, please review our most recent annual Corporate Sustainability Report at <https://www.fticonsulting.com/-/media/files/insights/reports/2023/oct/corporate-sustainability-report-2022.pdf>.

The Company’s policies and reports relating to ESG topics can be found in the Governance section of the Company’s website under “About FTI — Governance” at <https://www.fticonsulting.com/about/governance>.

⁽¹⁾ As of October 12, 2023, the TCFD has fulfilled its remit and disbanded. The IFRS Foundation will take over the monitoring of the progress on companies’ climate-related disclosures from the TCFD.

Environmental

The ongoing consequences of climate change, such as extreme weather events and biodiversity loss, are made more apparent every year. As a global company with widespread operations, FTI Consulting, and its professionals are committed to doing our part in addressing climate change and reducing our emissions intensity per employee as we grow.



Sustainability

- Set forward-looking targets toward our ambition of reaching net-zero greenhouse gas (“GHG”) emissions by 2030 — including the following reductions against our 2019 baseline — and submitted our letter of intent to the Science Based Targets initiative (SBTi) to validate our emissions reduction targets:
 - Reduce our Scope 1 emissions by 50% by 2030, excluding HFCs. ⁽¹⁾
 - Reduce our Scope 2 emissions by 50% per employee ⁽²⁾ by 2030.
 - Reduce our Scope 3 emissions from business travel by 50% per employee ⁽²⁾ by 2030.
- In 2023, FTI Consulting received third-party verification of its 2022 GHG emissions inventory, confirming that the firm’s methodology is compliant with the GHG Protocol.
- Reduced emissions intensity per employee ⁽²⁾ by 45% from 4.90 MT CO₂e in 2019 ⁽³⁾ to 2.71 MT CO₂e in 2023.
- Reduced energy consumption per employee ⁽²⁾ by 46% in 2023 compared with 2019. ⁽³⁾

TABLE OF CONTENTS

- Increased percentage of real estate portfolio, as measured by square footage, powered or offset by 100% renewable energy from 36% in 2022 to 44% in 2023.
- Maintained an average waste diversion rate of at least 90% for the decommissioning of materials when vacating offices in North America. Since FTI Consulting began tracking this data in 2019, this goal has been achieved in the decommissioning of 11 offices in North America.
- Reduced square footage per employee ⁽²⁾ by 46% in 2023 compared with 2019. ⁽³⁾
- 58% of employees ⁽⁴⁾ sit in LEED-certified (or equivalent) buildings.
- 20% of employees ⁽⁴⁾ were based out of an ISO 14001-certified office building as of December 31, 2023.
- Made progress against ongoing initiatives to reduce FTI Consulting's environmental footprint related to information technology equipment, including:
 - Completed the transition of 100% of data storage servers in our North America and Europe, the Middle East and Africa ("EMEA") regions to the cloud in 2023.
 - Avoided 4.93 MT CO₂e and 0.14 MT CO₂e of GHG emissions in the U.S. and the United Kingdom ("UK"), respectively, by recycling and remarketing various electronic devices.
 - Reduced the volume of paper used for printing in offices by 65% in 2023 compared with 2019. ⁽³⁾

For more information about FTI Consulting's environmental practices and the methodology used to calculate our environmental impact, please review the Company's most recent Corporate Sustainability Report at <https://www.fticonsulting.com/insights/reports/corporate-sustainability-report>.

- ⁽¹⁾ HFCs, or refrigerant gas losses associated with office operations, are not included in FTI Consulting's publicly reported 2023 emissions Scope 1 inventory. We are currently evaluating if HFCs are relevant to our business operations and our operational boundary. If so, we will revisit our Scope 1 emissions inventory and targets.
- ⁽²⁾ "Per employee" refers to FTI Consulting's total employee headcount (excluding independent contractors) as reported in our annual reports on Form 10-K filed with the SEC plus independent contractors. "Independent contractors" are defined as temporary resources who at times may travel on behalf of FTI Consulting for business purposes. See [Appendix C](#) for the reconciliations of "employees, including independent contractors," to "employees, excluding independent contractors," for each applicable calendar year ended December 31.
- ⁽³⁾ 2019 is representative of pre-COVID-19 pandemic in-office attendance, business travel and printer usage, as these emissions were repressed in both 2020 and 2021 due to COVID-19-related restrictions on business travel and office occupancy.
- ⁽⁴⁾ "Employees" refer to FTI Consulting's total headcount as reported in our annual report on Form 10-K filed with the SEC for each calendar year ended December 31.

Social

FTI Consulting seeks to empower our people to do good in the communities in which we live and work; to foster a diverse and inclusive culture; and to be the company of choice for the best professionals to build and advance in their career.



Corporate Citizenship

- FTI Consulting professionals supported more than 1,200 charitable organizations in 2023 through the Company's Corporate Citizenship Program.
- 29% of employees ⁽¹⁾ participated in FTI Consulting's Corporate Citizenship Program in 2023.
- FTI Consulting had 200 Corporate Citizenship Champions in 2023 compared with 160 in 2022. Corporate Citizenship Champions are professionals who volunteer to lead corporate citizenship initiatives in their local offices.
- FTI Consulting professionals provided more than 7,400 hours of volunteer service in 2023 compared with 6,700 hours in 2022.
- FTI Consulting professionals contributed approximately \$10.5 million in pro bono services in 2023 compared with \$6.1 million in 2022.

TABLE OF CONTENTS

- FTI Consulting professionals contributed more than 18,000 hours in pro bono services in 2023 compared with 10,000 hours in 2022.
- Employees are provided up to 35 hours each year to participate in pro bono projects, which count toward their utilization and productivity metrics.
- Employees receive a full day of FTI Consulting-sponsored volunteer time and are eligible to participate in the Company's Employee Matching Gift Program.

⁽¹⁾ "Employees" refer to FTI Consulting's total headcount as reported in our annual report on Form 10-K filed with the SEC for each calendar year ended December 31.

Diversity, Inclusion & Belonging

- 80% of our Named Executive Officers represent diverse groups.
- 58% of our Executive Committee represents diverse groups.
- Held more than 60 virtual and in-person Diversity, Inclusion & Belonging events in 2023.
- Publish our workforce gender demographics data globally and our ethnicity demographics data for employees based in the U.S., UK, Canada, South Africa and Australia, which represents 75% of total employees. ⁽¹⁾
- Increased female Senior Managing Directors ("SMD") by 45% in 2023 compared with 2020.
- Increased historically underrepresented minority ("HURM") SMDs by 26% in 2023 compared with 2020.
- Increased female hires at the Consultant and Senior Consultant levels by 35% in 2023 compared with 2020.
- Increased female employees in management positions (Manager level and above) by 47% in 2023 compared with 2020.
- Increased female employee representation globally to 44% of all professionals in 2023 compared with 40% of all professionals in 2020.

⁽¹⁾ "Employees" refer to FTI Consulting's total headcount as reported in our annual report on Form 10-K filed with the SEC for each calendar year ended December 31.

Human Capital

- Named to *Forbes'* lists of One of America's Best Employers for Women and New Graduates for the second consecutive year.
- Named a Great Place to Work®-Certified company in the U.S. and UK for the fourth consecutive year, and in Australia, Germany, France and the United Arab Emirates for the first time.
- Recognized as a Best Firm to Work For by *Consulting* magazine for the sixth consecutive year.
- Named to *Newsweek's* list of America's Greatest Workplaces for Diversity for the first time.
- Named to JUST Capital and CNBC's list of America's Most JUST Companies for the second consecutive year.
- Named one of the Top 100 Internship Programs in the U.S. by Yello for the second consecutive year.
- Increased total global headcount by 5% in 2023 compared with 2022.
- Employee engagement score of 80% job satisfaction in 2023 compared with 83% in 2022. ⁽¹⁾
- Voluntary employee turnover rate of 11% in 2023 compared with 15% in 2022.
- Achieved an 88% and 81% acceptance rate for experienced hires and campus hires, respectively, in 2023 compared with an 85% acceptance rate for experienced hires and a 75% acceptance rate for campus hires in 2022.

⁽¹⁾ Employee engagement statistics are based on employee responses to the Company's 2023 Great Place to Work® survey.

Professional Development

- More than 83% of employees ⁽¹⁾ participated in talent development training programs in 2023 compared with 78% in 2022:
 - Employees logged more than 81,000 training hours.
 - Averaged 12 training hours per employee.
- Offered more than 880 talent development trainings in 2023.
- More than 1,500 professionals completed leadership training courses in 2023, a 10% increase compared with 2022.
- Offered key programs in business development for more than 1,500 client-facing professionals across all levels in 2023.
- More than 1,500 professionals were promoted in 2023, a record number.

⁽¹⁾ “Employees” refer to FTI Consulting’s total headcount as reported in our annual report on Form 10-K filed with the SEC for each calendar year ended December 31.

Governance

Our approach to corporate governance is informed by principled actions, effective decision making, and appropriate monitoring of compliance, risks and performance.



Board of Directors (“Board”) Oversight

- The Nominating, Corporate Governance and Social Responsibility Committee oversees FTI Consulting’s ESG strategy and performance.

Best Practice Board Leadership

- 89% of directors on our Board are independent directors.
- Independent, non-employee Chairman of the Board.
- 100% independent Board Committee membership.
- Annual election of directors by majority vote in uncontested elections, with director resignation policy.
- 33% of directors are female.
- 22% of directors are racially diverse.
- 22% of directors are based outside of the U.S.

Shareholder Rights

- No poison pill.
- No outstanding enhanced voting rights shares.

Compliance and Business Ethics

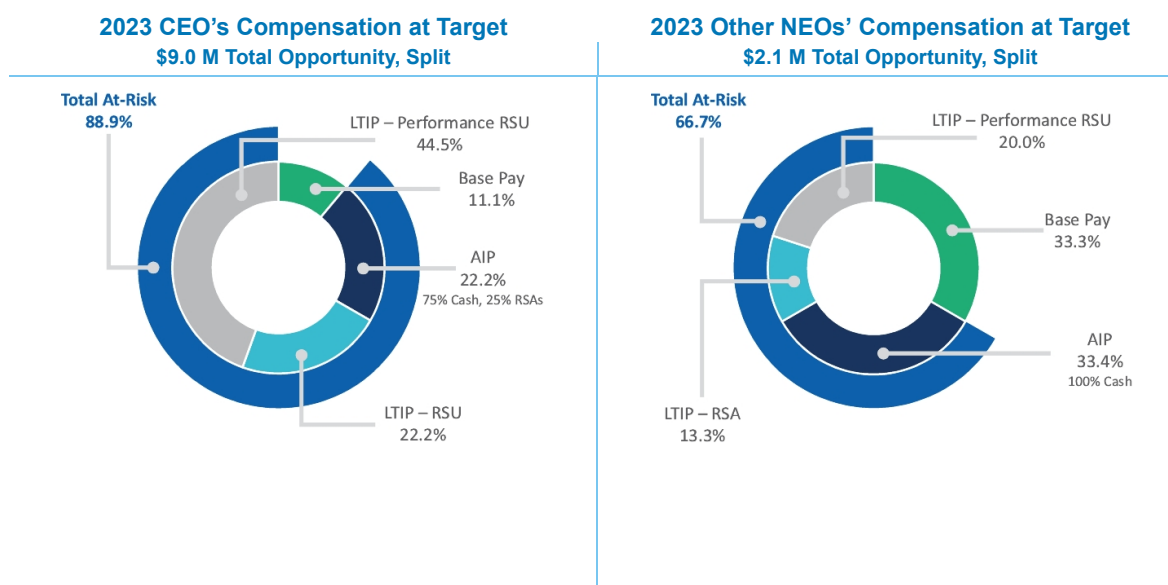
- [Code of Ethics and Business Conduct Policy](#) supported by training for all employees globally.
- [Privacy Policy](#) and mandatory periodic information technology security and privacy training for all employees globally.
- Third-party contractors must acknowledge FTI Consulting’s [Anti-Corruption Policy](#) and [Vendor Code of Conduct](#).
- [Policy on Reporting Concerns and Non-Retaliation](#) and access to anonymous FTI Consulting Integrity Helpline for officers, employees and non-employee directors.
- [Policy on Inside Information and Insider Trading](#) supported by training for all employees globally.
- Policies related to specific legal and business requirements, such as anti-corruption laws, privacy laws and international sanctions rules.

KEY ELEMENTS OF 2023 COMPENSATION PROGRAM

Our executive compensation program is strongly linked to the financial and operational performance of the Company. The overall design of our compensation program and each of its three primary components has remained substantially consistent for 2023 compared with 2022.

<p>Annual Cash Base Salary</p>	<p>Fixed element of annual compensation. No change to the annual cash base salary of our NEOs for 2023.</p>
<p>Annual Incentive Pay Program</p>	<p>Short-term cash incentive with variable payout opportunities based on Adjusted EPS, Adjusted EBITDA and individual performance measured against annual performance goals. No changes to the types of AIP performance measures and target values as a multiple of annual cash base salary payout opportunities for 2023.</p>
<p>Long-Term Incentive Pay ("LTIP") Program</p>	<p>Long-term equity incentives in the form of annual time-based award of restricted stock units ("RSU") to our Chief Executive Officer ("CEO") and time-based restricted stock awards ("RSA") to all other NEOs, and awards of performance-based RSUs ("Performance RSU") to all NEOs, with multi-year vesting schedules. Type of time-based LTIP awards to our CEO changed to RSUs from RSAs for 2023. Type of time-based LTIP awards to other NEOs of RSAs did not change for 2023. Type of performance-based awards to all NEOs of Performance RSUs did not change for 2023.</p>

Our executive compensation program is designed with a focus on pay-for-performance. The charts below demonstrate that the Company's executive compensation program balances fixed and at-risk pay, with **88.9%** of our CEO's target annual total compensation at-risk and **66.7%** of our other NEOs' target annual compensation at-risk:



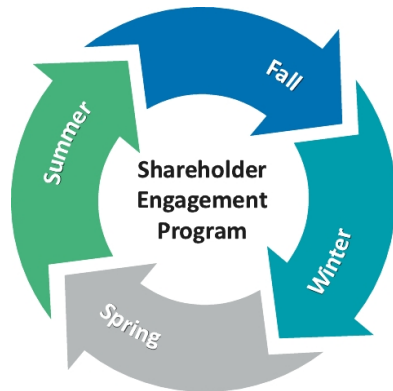
2023 SHAREHOLDER ENGAGEMENT AND OUTREACH

Consideration of Most Recent Say-on-Pay Vote Results

At our annual meeting of shareholders on June 7, 2023, our shareholders expressed support for our executive compensation program with approximately 88% of the votes cast in favor of our say-on-pay proposal approving NEOs' compensation for the year ended December 31, 2022. Our 2023 compensation decisions were informed by shareholder discussions conducted in late 2022 and early 2023, facilitated through outreach to our top 20 non-executive shareholders, representing approximately 70% of our outstanding shares. Discussions with our shareholders reinforced our belief that the changes we have adopted over the past several years were responsive to our shareholders' feedback. See the section titled "Information About Our Executive Officers And Compensation — Compensation Discussion And Analysis — What Guides Our Program — How We Make Compensation Decisions — The Decision-Making Process" on [page 45](#) of this Proxy Statement.

Robust Shareholder Engagement and Outreach

We have a robust shareholder engagement program that proactively offers shareholders access to management and the Board at multiple touchpoints throughout the year. We regularly speak with a broad spectrum of our shareholders on a variety of topics. Such communications allow us to provide perspective on Company policies and practices, stay attuned to shareholder sentiment on a variety of issues, and address shareholder concerns with our policies and practices, when appropriate. Generally, we communicate with our major shareholders through our executive management and investor relations professionals. Periodically, our Chairman of the Board and Chair of the Compensation Committee communicate with major shareholders as well, which allows our directors to directly solicit and receive our shareholders' views on our strategy, performance and executive compensation program.



Fall

Informed by our summer report, we extend an invitation to our 20 largest non-executive shareholders to assess corporate governance and compensation trends and practices that are important to them.

Winter

Report shareholder feedback from our fall meetings to the Board and use shareholder feedback to enhance our proxy disclosure and make appropriate changes to our governance practices and executive compensation program.

Spring

Conduct follow-up conversations with our largest shareholders and extend an invitation to our 20 largest non-executive shareholders to discuss important issues that will be considered at our upcoming annual meeting.

Summer

Prepare a report for the Board that includes a review of voting results and feedback we received from our shareholders during the proxy season. This discussion informs outreach and engagement plans for our meetings with shareholders during the fall.

BOARD COMPOSITION AND CHARACTERISTICS

Our nine director nominees are a diverse group of experienced business leaders who provide unique perspectives to the Company's business discussions and strategic plans, which we believe are critical to maintaining a high-functioning Board. Collectively, the tenure of our director nominees balances deep experience at the Company with fresh perspectives. Our director nominees also have diverse expertise and skills that enable them to effectively carry out their duties and responsibilities.

Assuming the election of all nine nominees as directors of the Company by shareholders at the Annual Meeting, the following chart describes certain characteristics of the Board following their election.

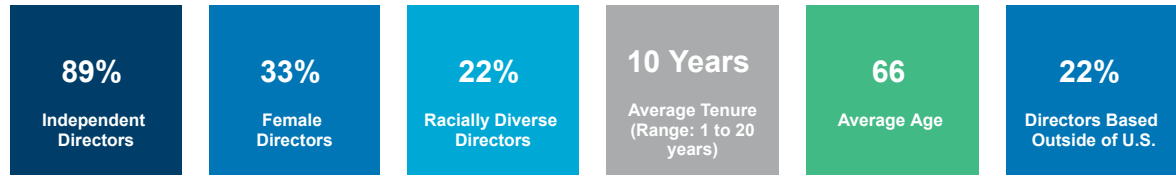



TABLE OF CONTENTS

Detailed information on each of our nine director nominees can be found in the section titled “Information About The Board Of Directors And Committees — Information About The Nominees For Director” beginning on page 12 of this Proxy Statement.

DIRECTOR	AGE	DIRECTOR SINCE	INDEPENDENT DIRECTORS	COMMITTEE MEMBERSHIP		
				AUDIT	COMPENSATION	NOMINATING, CORPORATE GOVERNANCE AND SOCIAL RESPONSIBILITY
Gerard E. Holthaus Lead Independent Director of WillScot Mobile Mini Holdings Corp.	74	2004		•	•	
Steven H. Gunby President and Chief Executive Officer of FTI Consulting, Inc.	66	2014				
Brenda J. Bacon Past President and Chief Executive Officer of Brandywine Senior Living LLC	73	2006	✓		•	C
Mark S. Bartlett Retired Partner at Ernst & Young LLP	73	2015	✓	•		
Elsy Boglioli Chief Executive Officer of Bio-Up	42	2023	✓	•		•
Claudio Costamagna Chairman of CC e Soci S.r.l.	68	2012	✓		C	
Nicholas C. Fanandakis Retired Chief Financial Officer of DuPont de Nemours, Inc.	67	2014	✓	C		
Stephen C. Robinson Retired Partner at Skadden, Arps, Slate, Meagher & Flom LLP	67	2022	✓	•		•
Lauren E. Seeger Chief Legal Officer of the American Express Company	62	2016	✓		•	•

 Independent Chairman of the Board

C Committee Chair

SUMMARY OF VOTING PROPOSALS AND BOARD RECOMMENDATIONS

PROPOSAL NUMBER	PROPOSAL	BOARD OF DIRECTORS VOTING RECOMMENDATION
<p>No. 1</p>	<p>Consider and vote upon the election as directors of the nine nominees named in the Proxy Statement</p> <p>Each of the nine directors has been nominated by the Board to stand for election as a director of the Company. Each nominee, if elected, will serve as a director for a term until the next annual meeting of shareholders and until his or her successor is duly elected and qualifies or until his or her death, resignation, retirement or removal (whichever occurs earliest). (See page 11)</p>	<p>FOR each nominee</p>
<p>No. 2</p>	<p>Consider and vote upon the ratification of the appointment of KPMG LLP as FTI Consulting, Inc.'s independent registered public accounting firm for the year ending December 31, 2024</p> <p>Our Audit Committee has appointed KPMG LLP ("KPMG") as the independent registered public accounting firm to audit our books and records for the year ending December 31, 2024. KPMG has acted as our auditor since 2006. We are offering shareholders the opportunity to ratify the appointment of our independent registered public accounting firm as a matter of good corporate governance practice. (See page 31)</p>	<p>FOR</p>
<p>No. 3</p>	<p>Consider and vote upon an advisory (non-binding) resolution to approve the compensation of the named executive officers for the year ended December 31, 2023 as described in the Proxy Statement</p> <p>In accordance with applicable law and the preference of our shareholders to cast an advisory (non-binding) vote on say-on-pay every year, we are affording our shareholders the opportunity to cast an advisory (non-binding) vote to approve the following resolution:</p> <p>"RESOLVED, that the shareholders approve, on an advisory (non-binding) basis, the compensation of the Company's named executive officers for the year ended December 31, 2023 as described in the Proxy Statement for the Annual Meeting." (See page 32)</p>	<p>FOR</p>
	<p>The transaction of any other business that may properly come before the meeting or any postponement or adjournment thereof</p>	<p>N/A</p>



555 12th Street NW
Suite 700
Washington, D.C. 20004
+1.202.312.9100

April 19, 2024

PROXY STATEMENT FOR 2024 ANNUAL MEETING OF SHAREHOLDERS

The annual meeting of Shareholders of FTI Consulting, Inc., a Maryland corporation (the “Company” or “FTI Consulting”), will be held on June 5, 2024 (the “Annual Meeting”) at 9:30 a.m., Eastern Daylight Time (“EDT”), at FTI Consulting’s principal executive office, which is located at 555 12th Street NW, Suite 700, Washington, D.C. 20004.

Our Board of Directors (the “Board”) is soliciting our shareholders’ proxies to be exercised at the Annual Meeting. Shareholders of the Company as of the close of business on March 7, 2024, the record date for the Annual Meeting (the “Record Date”), are entitled to notice of, and to vote at, the Annual Meeting or any postponement or adjournment of the Annual Meeting.

This proxy statement (“Proxy Statement”) provides information that you should read before you vote (or authorize a proxy to vote) on the proposals that will be presented to you at the Annual Meeting and is intended to assist you in deciding how to vote your shares of common stock, par value \$0.01 per share (“Common Stock”), of the Company.

On or about April 19, 2024, we began mailing or emailing to shareholders of record as of the close of business on the Record Date a Notice of Internet Availability of Proxy Materials (“Notice”) containing instructions on how to access this Proxy Statement and our annual report to Shareholders for the year ended December 31, 2023 (the “2023 Annual Report”) online, and we began sending a full set of the proxy materials and the 2023 Annual Report to shareholders who previously requested a paper copy.

INFORMATION ABOUT THE ANNUAL MEETING AND VOTING

WHY AM I RECEIVING THESE PROXY MATERIALS?

You are invited to attend the Annual Meeting and are entitled to consider and vote on the items of business described in this Proxy Statement. The proxy materials include the Notice. If you received a paper copy of the proxy materials by mail or email, the proxy materials also include a proxy card or voting instruction card for the Annual Meeting.

The information in this Proxy Statement describes (i) the proposals to be considered and voted on at the Annual Meeting, (ii) the voting process, (iii) the nine nominees for director named in this Proxy Statement, (iv) information about our Board and committees of our Board (collectively, the "Committees"), (v) the compensation of our named executive officers ("NEO") and non-employee directors for the year ended December 31, 2023 and (vi) certain other information we are required or have chosen to provide to you.

WHY DID I RECEIVE A NOTICE OF INTERNET AVAILABILITY OF PROXY MATERIALS?

We are sending a Notice, by mail or email, to many shareholders instead of a paper copy of the proxy materials and the 2023 Annual Report. All shareholders receiving the Notice will find instructions on how to access this Proxy Statement and the 2023 Annual Report on the website referred to in the Notice or how to request a printed set of these materials at no charge. Choosing to receive future proxy materials and annual reports over the Internet or by email will save us the cost of printing and mailing documents and will reduce the impact on the environment of holding annual meetings. Your election to receive the proxy materials and annual reports over the Internet or by email will remain in effect until terminated. Your Notice will contain instructions on how to:

- view our Proxy Statement for the Annual Meeting on the Internet;
- view our 2023 Annual Report on the Internet;
- vote your shares of Common Stock of the Company or authorize a proxy to vote your shares; and
- instruct us to send future proxy materials to you by mail or electronically by email.

WHY DID I RECEIVE A PAPER COPY OF THE PROXY MATERIALS AND 2023 ANNUAL REPORT?

We are providing some of our shareholders, including shareholders who have previously requested a paper copy of the proxy materials and 2023 Annual Report and some of our shareholders who live outside the United States ("U.S."), with a paper copy of this Proxy Statement and the 2023 Annual Report instead of the Notice. In addition, any shareholder may request to receive proxy materials and annual reports in printed form by mail or electronically by email or over the Internet on an ongoing basis.

HOW CAN I REQUEST A PAPER COPY OF THE PROXY MATERIALS AND 2023 ANNUAL REPORT?

Shareholders will find instructions about how to obtain a paper copy of the proxy materials and the 2023 Annual Report in the Notice or the email you receive. **Additionally, we will promptly send a copy of the 2023 Annual Report to shareholders at no charge upon written request to our Corporate Secretary at FTI Consulting, Inc., 16701 Melford Blvd., Suite 200, Bowie, MD 20715 or by email to FTI2024annualmeeting@fticonsulting.com.**

WHEN AND WHERE WILL THE COMPANY HOLD THE ANNUAL MEETING?

The Annual Meeting will be held on Wednesday, June 5, 2024 at 9:30 a.m., EDT. The Annual Meeting will be held in person at our executive office located at 555 12th Street NW, Suite 700, Washington, D.C. 20004, telephone no. +1.202.312.9100.

WHO MAY VOTE AT THE ANNUAL MEETING?

You may vote all of the shares of our Common Stock that you own as of the close of business on the Record Date. You may cast one vote for each share that you own. As of the close of business on the Record Date, 35,638,643 shares of our Common Stock were issued and outstanding and entitled to vote at the Annual Meeting.

WHAT IS A QUORUM?

A quorum must be present at the Annual Meeting in order to transact business. A quorum will be established if shareholders entitled to cast a majority of all votes entitled to be cast on any matter are represented in person or by proxy at the Annual Meeting. If a quorum is not established, no business may be conducted at the Annual Meeting, in which case the Annual Meeting may be adjourned without a vote of shareholders by the chair of the Annual Meeting until such time as a quorum is present, with no notice other than announcement at the Annual Meeting.

Proxies received and marked as abstentions from voting on a proposal and broker non-votes are counted for determining whether a quorum is present. Brokers holding shares must vote according to specific instructions they receive from the beneficial owners of those shares. If brokers do not receive specific instructions, brokers may in some cases vote the shares in their discretion, but they are not permitted to vote on certain proposals and may elect not to vote on any of the proposals unless you provide voting instructions. If you do not provide voting instructions and the broker elects to vote your shares on some but not all matters, it will result in a "broker non-vote" for the matters on which the broker does not vote. Abstentions occur when you provide voting instructions but instruct the proxy or broker to abstain from voting on a particular matter instead of voting for or against the matter.

WHAT AM I VOTING ON, HOW MANY VOTES ARE REQUIRED TO ELECT DIRECTORS AND APPROVE THE OTHER PROPOSALS, AND HOW DOES THE BOARD RECOMMEND I VOTE?

Proposal No. 1: Consider and vote upon the election as directors of the nine nominees named in the Proxy Statement

As there are nine nominees for the nine director seats up for election, each nominee will be elected as a director if he or she receives the affirmative vote of a majority of the total votes cast "FOR" and "AGAINST" his or her election as a director at the Annual Meeting. Any abstentions or broker non-votes are not counted as votes cast either "FOR" or "AGAINST" with respect to a director's election and will have no effect on the election of directors.

The Board recommends a vote FOR the election of each nominee as a director.

Proposal No. 2: Consider and vote upon the ratification of KPMG LLP ("KPMG") as FTI Consulting, Inc.'s independent registered public accounting firm for the year ending December 31, 2024

Ratification of the appointment of KPMG as the Company's independent registered public accounting firm for the year ending December 31, 2024 requires a majority of the votes cast on the proposal at the Annual Meeting to be voted "FOR" this proposal. Abstentions will not count as votes cast either "FOR" or "AGAINST" Proposal No. 2 and will have no effect on the outcome of this proposal.

The Board recommends a vote FOR the ratification of the appointment of KPMG.

Proposal No. 3: Consider and vote upon an advisory (non-binding) resolution to approve the compensation of the named executive officers for the year ended December 31, 2023 as described in the Proxy Statement

The approval of an advisory resolution approving the compensation of our named executive officers for the year ended December 31, 2023 as described in this Proxy Statement for the Annual Meeting requires a majority of the votes cast on this proposal at the Annual Meeting to be voted "FOR" this proposal. Abstentions and broker non-votes will not be counted as votes cast either "FOR" or "AGAINST" Proposal No. 3 and will have no effect on the outcome of this proposal. However, this proposal is an advisory (non-binding) proposal.

The Board recommends a vote FOR the advisory (non-binding) resolution to approve the compensation of our named executive officers for the year ended December 31, 2023 as described in the Proxy Statement.

If you sign, date and return a proxy card, or otherwise authorize your proxy but do not complete voting instructions for a proposal, your shares will be voted with respect to such proposal by the named proxies in accordance with the Board's above recommendations and in the discretion of the proxy holder on any other matter that may properly come before the Annual Meeting or any postponement or adjournment thereof.

CAN I VOTE MY SHARES BY FILLING OUT AND RETURNING THE NOTICE?

No. The Notice identifies the items to be considered and voted on at the Annual Meeting, but you cannot vote by marking and returning the Notice. The Notice provides instructions on how to authorize a proxy to vote your shares of Common Stock by Internet, by telephone or by requesting a paper proxy card or how to vote in person by attending and submitting a ballot at the Annual Meeting.

WHO PAYS THE COSTS OF THE PROXY SOLICITATION?

The Company will pay the cost of soliciting proxies. In addition to the mailing or emailing of the Notice, the proxy materials and the 2023 Annual Report, the solicitation of proxies or votes may be made in person, by telephone or by electronic communication by our officers, directors and employees, who will not receive any additional compensation for such solicitation activities.

WHAT DOES IT MEAN IF I RECEIVED MORE THAN ONE PROXY CARD OR VOTING INSTRUCTION CARD?

If you receive more than one proxy card or voting instruction card, it means that you have multiple accounts with our transfer agent and/or a broker, trust, bank, or other nominee or fiduciary or you may hold shares in different ways or in multiple names (such as through joint tenancy, trusts and custodial accounts). Please vote, or authorize a proxy to vote, all your shares on each proxy card or voting instruction card received.

WILL MY SHARES BE VOTED IF I DO NOT COMPLETE, SIGN, DATE AND RETURN MY PROXY CARD OR VOTING INSTRUCTION CARD OR VOTE BY SOME OTHER METHOD?

If you are a registered "record" shareholder and you do not authorize a proxy to vote your shares of Common Stock by Internet, by telephone or by completing, signing, dating and returning a paper proxy card or voting instruction card, your shares will not be voted unless you attend the Annual Meeting and vote in person. However, if you sign, date and return a proxy card but do not complete voting instructions for a proposal, your shares will be voted with respect to such proposal by the named proxies in accordance with the Board's recommendations and in the discretion of the proxy holder on any other matter that may properly come before the Annual Meeting or any postponement or adjournment thereof.

If your shares are held in a brokerage account or by a trust, bank, or other nominee or fiduciary, you are considered the "beneficial owner" of shares held in "street name," and the Notice or proxy materials would have been forwarded to you by or on behalf of that organization. In order to vote your shares, you must follow the voting instructions forwarded to you by or on behalf of that organization. Brokerage firms, trusts, banks, and other nominees and fiduciaries are required to request voting instructions for shares they hold on behalf of customers and others. As the beneficial owner, you have the right to direct the record holder how to vote, and you are also invited to attend the Annual Meeting. We encourage you to provide instructions to your broker, trust, bank, or other nominee or fiduciary on how to vote your shares. Since a beneficial owner is not the record shareholder, you may not vote the shares you beneficially own at the Annual Meeting unless you obtain a legal proxy from the record holder giving you the right to vote the shares at the meeting. It may take several days or more to obtain a legal proxy.

If your shares are held for you in street name (i.e., you own your shares through a brokerage, bank, or other institutional account), you are considered the beneficial owner of those shares but not the record holder. This means that you vote by providing instructions to your broker rather than to the Company. Brokers holding shares must vote according to specific instructions they receive from the beneficial owner of those shares. If brokers do not receive specific instructions, brokers may in some cases vote the shares in their discretion, but they are not permitted to vote on certain proposals and may elect not to vote on any of the proposals unless you provide voting instructions. If you do not provide voting instructions and the broker elects to vote your shares on some but not all matters, it will result in a "broker non-vote" for the matters on which the broker does not vote. Abstentions occur when you provide voting instructions but instruct the broker to abstain from voting on a particular matter instead of voting for or against the matter. Broker non-votes are not considered as votes cast and will have no effect on the outcome of the vote on the election of the nine nominees for director or on any of the other proposals.

HOW CAN I REVOKE MY PROXY AND CHANGE MY VOTE PRIOR TO THE ANNUAL MEETING?

You may change your vote at any time prior to the vote taken at the Annual Meeting. You may revoke or change your vote in any one of four ways:

- You may notify our Corporate Secretary, at our office at 16701 Melford Blvd., Suite 200, Bowie, MD 20715 or by email to FTI2024annualmeeting@fticonsulting.com, in writing that you wish to revoke your proxy.
- You may submit a proxy dated later than your original proxy.
- You may attend the Annual Meeting and vote by ballot if you are a shareholder of record. Merely attending the Annual Meeting will not by itself revoke a previously authorized proxy. You must submit a ballot and vote your shares of Common Stock at the Annual Meeting.

- For shares you hold beneficially or in street name, you may change your vote by following the specific voting instructions provided to you by the record holder to change or revoke any instructions you have already provided or, if you obtained a legal proxy from your broker, trust, bank, or other nominee or fiduciary giving you the right to vote your shares, by attending the Annual Meeting and voting. Again, attendance alone will not by itself revoke a previously authorized proxy.

HOW DO I ATTEND THE ANNUAL MEETING?

The Annual Meeting is currently scheduled to be held at 555 12th Street NW, Suite 700, Washington, D.C. 20004. If you plan to attend the Annual Meeting, you must register in advance by no later than May 15, 2024 and follow these instructions to gain admission. Attendance at the Annual Meeting is limited to shareholders as of the close of business on the Record Date or their authorized proxy holders or representatives. Cameras, sound or video recording equipment, cellular telephones, smartphones or other similar equipment and electronic devices will not be allowed in the meeting room. To gain admission to an in-person Annual Meeting, you must present an admission ticket and valid picture identification, such as a driver's license or passport.

- **If You Vote by Mail.** If you are a shareholder of record and receive your proxy materials by mail, you must mark the box on the proxy card you return to the Company indicating that you will attend the Annual Meeting. Your admission ticket is attached to your proxy card.
- **If You Vote by Internet.** If you are a shareholder of record and receive your materials electronically and authorize a proxy to vote your shares of Common Stock via the Internet, there will be instructions to follow when voting to register to attend the Annual Meeting and print out your admission ticket.
- **Beneficial Owners.** If you are a beneficial owner, bring the notice or voting instruction card that you received from the record holder to be admitted to the Annual Meeting. You will also be asked to present your brokerage statement reflecting your ownership of shares as of the close of business on the Record Date. You will not be able to vote your shares at the Annual Meeting without a legal proxy from the record holder.
- **Authorized Proxy Holder or Named Representatives.** If you are a shareholder as of the close of business on the Record Date and intend to appoint another individual as a proxy holder or authorized named representative to attend the Annual Meeting on your behalf, you must send a written request for an admission ticket by regular mail to our Corporate Secretary at FTI Consulting, Inc., 16701 Melford Blvd., Suite 200, Bowie, MD 20715 or by email to FTI2024annualmeeting@fticonsulting.com. Each shareholder may appoint only one proxy holder or authorized representative to attend the meeting on his or her behalf. **Requests for authorized proxy holders or named representatives to attend the Annual Meeting must be received no later than Wednesday, May 15, 2024.** Please include the following information when submitting your request: (i) your name and complete mailing address; (ii) proof that you own shares of Common Stock of the Company as of the close of business on the Record Date (such as a brokerage statement showing your name and address or a letter from the brokerage firm, trust, bank, or other nominee or fiduciary holding your shares); (iii) a signed authorization appointing such individual to be your authorized named representative at the meeting, which includes the individual's name, mailing address, telephone number and email address, and a description of the extent of his or her authority; and (iv) a legal proxy if you intend such representative to vote your shares at the meeting.
- We reserve the right to deny entry to the Annual Meeting if the above conditions are not satisfied.

WHAT IS HOUSEHOLDING OF PROXY STATEMENT, OTHER PROXY INFORMATION AND 2023 ANNUAL REPORT?

Multiple shareholders who share a single address may receive only one Notice, Proxy Statement and 2023 Annual Report, as applicable, at that address, until such time as one or more of these shareholders notifies Broadridge Financial Solutions that they wish to receive individual copies. This practice, known as "householding," reduces printing and postage costs. If you do not wish to participate in householding for future mailings, or if you received multiple copies of the proxy materials and annual reports and would prefer to receive a single copy in the future, please contact Broadridge Financial Solutions by calling its toll-free number at 1.866.540.7095 or by mail to Broadridge Financial Solutions, Attn.: Householding Department, 51 Mercedes Way, Edgewood, NY 11717. Beneficial shareholders may request information about householding from their banks, brokers or other holders of record.

ADDITIONAL INFORMATION

On or about April 19, 2024, we began sending a Notice of Internet Availability of Proxy Materials, including notice of internet availability of this Proxy Statement and the 2023 Annual Report, or the Notice of the Annual Meeting, this Proxy Statement and the 2023 Annual Report in paper copies, to the Company's shareholders of record as of the close of business on the Record Date. The 2023 Annual Report does not constitute a part of the proxy solicitation materials. The 2023 Annual Report provides you with additional information about the Company. Copies of our Notice of Annual Meeting, Proxy Statement and 2023 Annual Report are available on the Company's website at <https://www.fticonsulting.com> under "About FTI — Governance" at <https://www.fticonsulting.com/about/governance>.

INFORMATION ABOUT THE BOARD OF DIRECTORS AND COMMITTEES

THE DIRECTOR NOMINATION PROCESS

Identification of Candidates as Directors for Election at the Annual Meeting

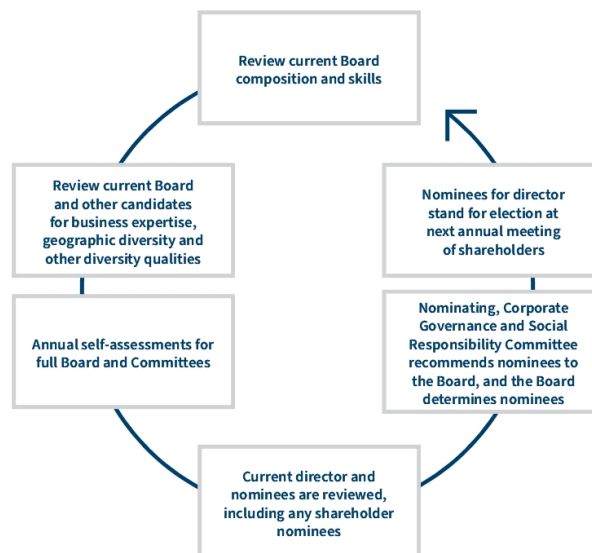
Our Board currently consists of nine directors, eight of whom are independent. During the first quarter of each year, the Board and each Committee conducts a self-assessment, which helps to inform the director nomination process. The Nominating, Corporate Governance and Social Responsibility Committee works with our Board to develop the qualifications, attributes and experience required of Board nominees in light of current Board composition, our business and operations, our long-term and short-term plans, applicable legal and listing requirements, and other factors the Nominating, Corporate Governance and Social Responsibility Committee considers relevant.

The Nominating, Corporate Governance and Social Responsibility Committee is authorized, in its sole discretion, to engage outside search firms and consultants to assist with the process of identifying and qualifying candidates for nomination as directors and has the sole authority to negotiate the fees and terms of the retention of such advisers.

The Nominating, Corporate Governance and Social Responsibility Committee evaluates directors for election each year as if they were new candidates. It may identify other candidates for nomination as directors, if necessary, through recommendations from our directors, management, employees, shareholders, or outside advisers or consultants. Any recommendations from shareholders should be submitted to the Nominating, Corporate Governance and Social Responsibility Committee as described under "Corporate Governance — Communications With Directors" on [page 30](#) of this Proxy Statement and should include the same information required under our Bylaws for nominating a director through the formal shareholder nomination process described under the section titled "Corporate Governance — Shareholder Nominees For Director" on [page 30](#) of this Proxy Statement. The Nominating, Corporate Governance and Social Responsibility Committee will evaluate candidates, including candidates recommended by shareholders, in the same manner, regardless of the source of the recommendation.

Director Nomination Actions

As part of its refreshment efforts, the Nominating, Corporate Governance and Social Responsibility Committee focuses on confirming that the non-employee director candidates are independent and have a diverse skill set based on industry- and company-specific knowledge and will bring unique perspectives to the Board. The Nominating, Corporate Governance and Social Responsibility Committee will also consider other attributes when evaluating candidates. Specifically, the refreshment process entails:



Other Director Qualifications

- **Leadership Experience.** Experience holding a significant leadership position in a complex organization or experience dealing with complex problems, including a practical understanding of strategy, processes, risk management and other factors that accelerate growth and change.
- **Finance or Accounting Experience.** Experience with finance and/or financial reporting that demonstrates an understanding of finance and financial information and processes.
- **Services or Industry Experience.** Experience with our key practice offerings or client industries — such as capital markets, mergers and acquisitions, restructuring, consulting, energy, financial institutions, healthcare and telecom, media and technology — to deepen the Board’s understanding and knowledge of our business.
- **Government Experience.** Experience working constructively and proactively with governments and agencies, both foreign and domestic.
- **Other Public Company Board Experience.** Experience serving on the boards and board committees of other public companies provides an understanding of corporate governance practices and trends and insights into board management and the relationships among the board, the chief executive officer and other members of senior management.
- **Global Experience.** Experience managing or growing companies outside the U.S. or with global companies to broaden our knowledge, help direct our global expansion and help navigate the hurdles of doing business outside the U.S.
- **Diversity.** Diverse attributes, background, professional skills, work experience and other qualities to bring unique perspectives to the Board to help broaden the Company’s understanding and knowledge of the markets and clients we serve.

In addition, the Nominating, Corporate Governance and Social Responsibility Committee and the Board consider other factors as they determine to be appropriate, including:

- **Integrity and Credibility.** High ethical standards and strength of character in the candidate’s personal and professional dealings and a willingness to be held accountable.
- **Business Judgment.** Mature and practical judgment and a history of making good business decisions in good faith and in a manner that will be in the best interests of the Company and its stakeholders.
- **Collaborative Work Ethic.** Ability to work together with other directors and management to carry out his or her duties in the best interests of the Company and its stakeholders.
- **Need for Expertise.** Extent to which the candidate has some quality or experience that would fill a present need on the Board.
- **Sufficient Time.** Extent to which the candidate is willing to devote sufficient time and effort to the affairs of the Company, as well as other factors related to the ability and willingness of the candidate to serve on the Board.
- **Independence.** Qualification of the candidate as independent under the rules of the New York Stock Exchange (“NYSE”) and the Company’s Categorical Standards of Director Independence, which can be found in the Governance section of the Company’s website under “About FTI — Governance” at <https://www.fticonsulting.com/about/governance> and under the corporate governance rules of the NYSE Listing Standards.

Qualifications of the Directors

Our nine director nominees are a diverse group of experienced business leaders who provide unique perspectives to the Company's business discussions and strategic plans, which we believe is critical to maintaining a high-functioning Board. Collectively, the tenure of our director nominees balances deep experience at the Company with fresh perspectives. Our director nominees also have diverse expertise, skills and backgrounds that enable them to effectively carry out their duties and responsibilities.

DIRECTOR	LEADERSHIP	FINANCIALLY LITERATE	SERVICES OR INDUSTRY	GOVERNMENT	OTHER PUBLIC COMPANY BOARD EXPERIENCE	GLOBAL	GENDER DIVERSITY	RACIAL DIVERSITY	INDEPENDENCE
 Brenda J. Bacon	•	•	•	•	•		•	•	•
 Mark S. Bartlett	•	•	•		•	•			•
 Elsy Boglioli	•	•	•		•	•	•		•
 Claudio Costamagna	•	•	•		•	•			•
 Nicholas C. Fanandakis (1)	•	•	•		•	•			•
 Steven H. Gunby	•	•	•		•	•			
 Gerard E. Holthaus	•	•	•		•	•	•		•
 Stephen C. Robinson (2)	•	•	•	•	•			•	•
 Laureen E. Seeger	•	•	•		•	•	•		•

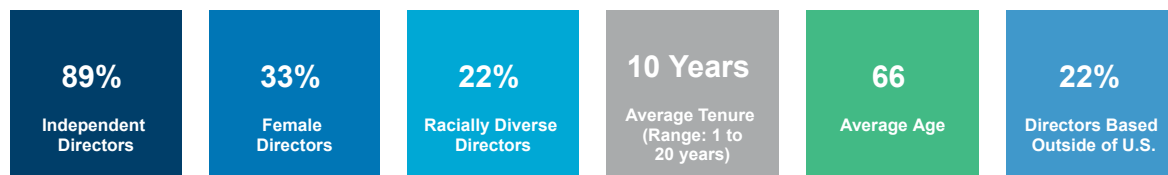
(1) In 2023, Mr. Fanandakis completed the CERT Certificate in Cybersecurity Oversight from the Software Engineering Institute of Carnegie Mellon University.

(2) In 2023, Mr. Robinson completed the Certificate program in Navigating Emerging Technologies and More in a Complex World from the Cornell Tech Board Institute.

The Nominating, Corporate Governance and Social Responsibility Committee discussed with each director his or her ability to continue to serve as a director if he or she were to be nominated by the Board and elected by shareholders at the Annual Meeting. All of the director nominees welcome the opportunity to continue to serve as a director of the Company if elected by shareholders at the Annual Meeting.

The Director Nominees

Our nine director nominees are a diverse group of experienced business leaders who provide unique perspectives to the Company’s business discussions and strategic plans, which we believe is critical to maintaining a high-functioning Board. Collectively, the tenure of our director nominees balances deep experience at the Company with fresh perspectives.



2024 Nominations of Candidates as Directors for Election at the Annual Meeting

Following its consideration of the above factors, as well as the qualifications of the directors, including their ability to continue to serve as directors of the Company following the Annual Meeting, the Nominating, Corporate Governance and Social Responsibility Committee recommended, and the Board nominated, all nine of the directors to stand for election by shareholders at the Annual Meeting:

2024 NINE DIRECTOR NOMINEES

Brenda J. Bacon	Steven H. Gunby
Mark S. Bartlett	Gerard E. Holthaus
Elsy Boglioli	Stephen C. Robinson
Claudio Costamagna	Laureen E. Seeger
Nicholas C. Fanandakis	

INDEPENDENCE OF DIRECTORS

The Board has established Categorical Standards of Director Independence, which are the same as the NYSE Section 303A standards governing director independence as currently in effect, and recognizes that a director is “independent” if he or she does not have a material relationship with the Company (directly or as a partner, shareholder or officer of an organization that has a relationship with the Company), considering all facts and circumstances that the Board determines are relevant. Our Categorical Standards of Director Independence are available on the Company’s website under “About FTI — Governance” at <https://www.fticonsulting.com/-/media/files/us-files/our-firm/guidelines/categorical-standards-for-director-independence.pdf>. Based on those standards, the Board, upon the recommendation of the Nominating, Corporate Governance and Social Responsibility Committee, affirmatively determined that, other than Steven H. Gunby, the nine non-employee directors named above who are standing for election at the Annual Meeting are independent. In addition, the Board, upon the recommendation of the Nominating, Corporate Governance and Social Responsibility Committee affirmatively determined that Sir Vernon Ellis, who served as a director until the annual meeting of shareholders held on June 7, 2023 (the “2023 Annual Meeting”), was independent during the time he served as a director of the Company. Steven H. Gunby is not considered independent since he is our President and Chief Executive Officer (our “CEO”).

In making its independence determinations, the Board considered that Brenda J. Bacon is the past President and Chief Executive Officer of Brandywine Senior Living LLC and Laureen E. Seeger is Chief Legal Officer of the American Express Company, each a client of the Company. The Board found that Ms. Bacon and Ms. Seeger are each independent, after concluding that the Company’s engagements with each employer and its subsidiaries are in the ordinary course of the Company’s business on substantially the same terms as transactions with other clients of the Company for similar services, and neither Ms. Bacon nor Ms. Seeger has received any direct or indirect personal and pecuniary benefits from any such client engagements or transactions. The aggregate fees from such engagements with each of Brandywine Senior Living LLC and its subsidiaries and the American Express Company and its subsidiaries amounted to less than the greater of \$1.0 million or 2% of each of such company’s consolidated gross revenues for each of the years ended December 31, 2023, December 31, 2022 and December 31, 2021.

In addition, during each of the years ended December 31, 2023, December 31, 2022 and December 31, 2021, the Company has not made charitable contributions to any organization in which a director serves as an employee, officer, director, trustee or partner, which in any single year exceeded the greater of \$1.0 million or 2% of such organization’s gross revenues.

PROPOSAL NO. 1 — ELECT AS DIRECTORS THE NINE NOMINEES NAMED IN THE PROXY STATEMENT

Each of the nine directors nominated by the Board is standing for election at the Annual Meeting. Each nominee, if elected, will serve as a director until the next annual meeting of shareholders and until his or her successor is duly elected and qualifies or until his or her death, resignation, retirement or removal (whichever occurs earliest).

We do not know of any reason why any nominee would be unable to serve as a director, if elected. If any nominee is unable to serve or, for good cause, will not serve, which is not anticipated, the Nominating, Corporate Governance and Social Responsibility Committee may identify and recommend a candidate or candidates to the Board as a potential substitute nominee or nominees, and, if the Board agrees with the Nominating, Corporate Governance and Social Responsibility Committee's recommendation, it will nominate such person(s). If that happens, all valid proxies will be voted "FOR" the election of the substitute nominee or nominees designated by the Board. Alternatively, the Board may determine to keep a vacancy open or reduce the size of the Board. Shareholders may not vote for a greater number of persons than the number of nominees named.

More detailed information about each of the nine nominees is provided in the section of this Proxy Statement titled "Information About The Board Of Directors And Committees — Information About The Nominees For Director" beginning on [page 12](#) of this Proxy Statement.

Our policy is that all incumbent directors are expected to attend the Annual Meeting, except in cases of serious illness or extreme hardship.

Shareholder Approval Required. Each nominee will be elected as a director if he or she receives the affirmative vote of a majority of the total votes cast "FOR" and "AGAINST" his or her election as a director at the Annual Meeting. Abstentions and broker non-votes are not counted as votes cast either "FOR" or "AGAINST" with respect to a director's election and will have no effect on the election of directors. Any director who does not receive the required vote will be subject to our mandatory resignation policy, which is described in the section of this Proxy Statement titled "Corporate Governance — Our Significant Corporate Governance Policies And Practices" beginning on [page 25](#) of this Proxy Statement.

The Board of Directors Unanimously Recommends That You Vote FOR the Election of All Nine Nominees as Directors.

INFORMATION ABOUT THE NOMINEES FOR DIRECTOR

All of the nine nominees were elected as directors of the Company at the 2023 Annual Meeting. Information about each of the nine directors nominated to stand for election at the Annual Meeting is detailed below:

2024 NOMINEES FOR DIRECTOR	PRINCIPAL OCCUPATION AND BUSINESS EXPERIENCE
 <p>Brenda J. Bacon <i>Independent Director</i> Director Since: 2006 Age: 73</p>	<p>Brenda J. Bacon is the past President and Chief Executive Officer of Brandywine Senior Living LLC, a premier operator of luxury senior living communities in the Mid-Atlantic region, serving in such executive officer positions from July 2004 until December 2023. Ms. Bacon co-founded Brandywine Senior Living LLC in 1996, growing the company from one location to 32 communities in seven states, with over 2,500 team members prior to its sale in December 2023. Ms. Bacon served as Chief of Management and Planning, a cabinet-level position for the state of New Jersey, under former New Jersey Governor James J. Florio from 1989 to 1993. During President William J. Clinton's first term, Ms. Bacon was on loan to the Presidential Transition Team as co-chair for the transition of the Department of Health and Human Services.</p> <p>Other Public Company Directorships and Committees: Hilton Grand Vacations Inc. [Member of Audit Committee and Member of Nominating and Corporate Governance Committee]</p> <p>Select Current Non-Public Directorships and Committees: Argentum [Director] Rowan University [Trustee] Chair of Risk Management Committee and Member of University Advancement Committee]</p>
 <p>Mark S. Bartlett <i>Independent Director</i> Director Since: 2015 Age: 73</p>	<p>Mark S. Bartlett has extensive accounting and financial services experience, having retired as a Partner of Ernst & Young LLP ("Ernst & Young"), a leading accounting firm, in June 2012. Mr. Bartlett joined Ernst & Young in 1972 and worked there until his retirement, serving as Managing Partner of the firm's Baltimore office and Senior Client Service Partner for the Mid-Atlantic region. He is a certified public accountant.</p> <p>Other Public Company Directorships and Committees: T. Rowe Price Group, Inc. [Chair of Audit Committee and Member of Executive Compensation and Management Development Committee] WillScot Mobile Mini Holdings Corp. [Chair of Audit Committee and Member of Compensation Committee] Zurn Elkay Water Solutions Corporation [Lead Independent Director] [Member of Audit Committee and Member of Executive Committee]</p>

2024 NOMINEES FOR DIRECTOR

PRINCIPAL OCCUPATION AND BUSINESS EXPERIENCE



Elsy Boglioli
Independent Director
Director Since: 2023
Age: 42


Elsy Boglioli is the founder and has been Chief Executive Officer of Bio-Up, a consulting firm providing advisory services to companies in the healthcare technology field, since September 2019. From December 2017 to August 2019, Ms. Boglioli was Executive Vice President and Chief Operating Officer of Collectis, a clinical-stage biopharmaceutical company focusing on cell therapies. Ms. Boglioli has extensive experience in the consulting services industry, having been employed by The Boston Consulting Group, a leading business strategy consulting services firm, from January 2006 to November 2017, holding various positions, including Partner and Managing Director and leader of its biotech-focused business in Europe, and serving as a member of its global Strategy and Biopharma Practice leadership teams.

Other Foreign Public Company Directorships and Committees:

GenSight Biologics S.A. [Chair of Nominating Committee]
 OSE Immunotherapeutics SA [Member of Nominating and Remuneration Committee]

Select Current Foreign Non-Public Company Directorships and Committees:

Treefrog Therapeutics [Chair]
 Inova.io
 Metafora Biosystems
 Womed Tech



Claudio Costamagna
Independent Director
Director Since: 2012
Age: 68

Claudio Costamagna is Chairman of CC e Soci S.r.l., a financial advisory firm he founded in June 2007, and CC Holdings S.r.l., its parent. Mr. Costamagna has extensive experience in investment banking, having served for 18 years, until April 2006, in various positions with The Goldman Sachs Group, Inc., culminating as Chairman of the Investment Banking Division in Europe, the Middle East and Africa from December 2004 to March 2006.

Select Past Foreign Public Company Directorships:

REVO S.p.A [Chairman]
 Cassa Depositi e Prestiti [Chairman]

Select Current Foreign Non-Public Directorships and Committees:

CC e Soci S.r.l. [Chairman]
 Ferragamo Finanziaria S.p.A.
 Finavedi S.p.A.
 Italiana Petroli S.p.A.
 Salini Costruttori S.p.A.
 Unopiù S.p.A. [Chairman]

2024 NOMINEES FOR DIRECTOR

PRINCIPAL OCCUPATION AND BUSINESS EXPERIENCE



Nicholas C. Fanandakis
Independent Director
Director Since: 2014
Age: 67

Nicholas C. Fanandakis served as Senior Adviser to the Chief Executive Officer of DuPont de Nemours, Inc. ("DuPont"), a leading global research and technology-based science company, from February 2020 to December 2020. In June 2019, Mr. Fanandakis retired as an Executive Vice President of DuPont after 40 years of service. Mr. Fanandakis helped lead the company through the merger with The Dow Chemical Company and subsequent business separations. From November 2009 to June 2019, Mr. Fanandakis served as Chief Financial Officer and Executive Vice President of DuPont and led the company through major portfolio transformations. Mr. Fanandakis joined DuPont in 1979 as an accounting and business analyst. Since then, he has served in a variety of plant, marketing, product management and business director roles. Mr. Fanandakis served as Group Vice President of DuPont Applied BioSciences from 2008 to 2009. Mr. Fanandakis also served as Vice President and General Manager of DuPont Chemical Solutions Enterprise from 2003 until February 2007, when he was named Vice President of DuPont Corporate Plans.

In 2023, Mr. Fanandakis received the CERT Certificate in Cybersecurity Oversight from the Software Engineering Institute of Carnegie Mellon University.

Other Public Company Directorships and Committees:

Duke Energy Corp. [Member of Audit Committee and Member of Finance and Risk Management Committee]

ITT Inc. [Member of Audit Committee and Member of Compensation and Personnel Committee]



Steven H. Gunby
Director Since: 2014
Age: 66

Steven H. Gunby joined the Company as its President and Chief Executive Officer on January 20, 2014. Mr. Gunby has extensive experience in the consulting services industry, having formerly been employed by The Boston Consulting Group, a leading business strategy consulting services firm, for more than 30 years, beginning in August 1983. The positions he held with The Boston Consulting Group include Global Leader, Transformation, from January 2011 to January 2014, and Chairman, North and South America, from December 2003 to December 2009. He also held other major managerial roles in his capacity as a Senior Partner and Managing Director since 1993, including serving as a member of The Boston Consulting Group's Executive Committee.

Other Public Company Directorships and Committees:

Arrow Electronics, Inc. [Chairman]


Gerard E. Holthaus
Independent Director
Chairman of the Board Since:
2013

Director Since: 2004

Age: 74

Gerard E. Holthaus has served as the Lead Independent Director of WillScot Mobile Mini Holdings Corp., a leading provider of modular space solutions in North America, since July 2020. Mr. Holthaus served as independent non-executive Chairman of the Board of Directors of WillScot Corp. from November 2017 up to and until the merger of Mobile Mini Corp. into WillScot Corp. in July 2020. Prior to November 2017, Mr. Holthaus served as non-executive Chairman of the Board of Directors of Algeco Scotsman Global S.a.r.l. and its holding company, Algeco/Scotsman Holdings S.a.r.l., a leading global provider of modular space solutions, positions that he held since April 2010. From October 2007 to April 2010, Mr. Holthaus held the positions of Executive Chairman of the Board of Directors and Chief Executive Officer of Algeco Scotsman Global S.a.r.l.

Other Public Company Directorships and Committees:

WillScot Mobile Mini Holdings Corp. [Lead Independent Director] [Member of Audit Committee, Chair of Nominating and Corporate Governance Committee and Member of Related Party Transactions Committee]

Select Past Public Company Directorships:

Algeco Scotsman Global S.a.r.l.
BakerCorp International, Inc.
Nesco Holdings, Inc.
WillScot Corp.

Select Non-Public Directorships and Committees:

Loyola University Maryland [Chairman]
Saint Joseph Hospital [Chairman]
The Baltimore Life Companies [Chairman of the Board] [Member of Nominating and Corporate Governance Committee]


Stephen C. Robinson
Independent Director
Director Since: 2022

Age: 67

Stephen C. Robinson is a retired partner of Skadden, Arps, Slate, Meagher & Flom LLP ("Skadden"), a multinational law firm. Mr. Robinson joined Skadden in 2010 practicing in its litigation department, with a focus on government enforcement and white-collar crime, until his retirement in 2021. Mr. Robinson previously served as a U.S. District Judge for the U.S. District Court for the Southern District of New York from 2003 to 2010, for which he was nominated by President George W. Bush. Prior to serving on the Southern District court, Mr. Robinson held several other positions in government. From 1998 to 2001, he served as a U.S. Attorney for the District of Connecticut, for which he was nominated by President William J. Clinton. From 1993 to 1995, he served as Principal Deputy General Counsel for the Federal Bureau of Investigation. Mr. Robinson has also served in multiple leadership and management roles, including as the Chief Executive Officer of Empower New Haven, a non-profit agency focused on urban development social services, from 2002 to 2003, and as the Chief Compliance Officer of Aetna U.S. Healthcare, a managed health care company, from 1996 to 1998.

In 2023, Mr. Robinson completed the Certificate program in Navigating Emerging Technologies and More in a Complex World from the Cornell Tech Board Institute.

Other Public Company Directorships and Committees:

Dycom Industries, Inc. [Member of Audit Committee and Member of Finance Committee]

Select Non-Public Directorships and Committees:

Cornell University [Trustee]
Lincoln Center for the Performing Arts [Trustee]
The New York Community Trust [Trustee]
Weill Cornell Medicine [Fellow]

2024 NOMINEES FOR DIRECTOR

PRINCIPAL OCCUPATION AND BUSINESS EXPERIENCE



Lauren E. Seeger
Independent Director
Director Since: 2016
Age: 62

Lauren E. Seeger is Chief Legal Officer of the American Express Company, a diversified financial services company, having previously held the title of Executive Vice President and General Counsel from July 2014 to July 2018. From March 2006 through June 2014, Ms. Seeger served as Executive Vice President, General Counsel and Chief Compliance Officer at McKesson Corporation, a global diversified healthcare services company, where she led the Law, Public Affairs, Compliance and Corporate Secretary functions while guiding the company through complex legal and regulatory environments and contributing to its financial growth. Ms. Seeger joined McKesson in 2000 as General Counsel of its Technology Division. In this role, she provided leadership through complex merger and acquisition transactions and product evolutions while building the Law Department and enhancing client service.

Select Non-Public Directorships and Committees:

Central Park Conservancy [Trustee]
University of Wisconsin Foundation and Alumni Association [Chair of Governance Committee]

DIRECTOR ATTENDANCE AT MEETINGS

Director Attendance at Board and Committee Meetings

Our Board and its Committees meet throughout the year on a set schedule, hold special meetings as needed and act by written consent from time to time. Each director is expected to attend all meetings of the Board and each Committee of the Board on which he or she serves unless excused for reasons of serious illness or extreme hardship. During each director’s term of office in 2023, each director attended 75% or more of the aggregate of the total number of regular and special meetings held by the Board and each Committee on which he or she served during the period in which he or she served as a director.

In 2023, the Board and each Committee held the following number of meetings:

	BOARD OF DIRECTORS	AUDIT COMMITTEE	COMPENSATION COMMITTEE	NOMINATING, CORPORATE GOVERNANCE AND SOCIAL RESPONSIBILITY COMMITTEE
Total Meetings Held	11	5	6	5

For purposes of presenting this information, each joint meeting of the Board and any Committee has been counted as a separate meeting of the Board and the applicable Committee. Meetings that were adjourned one day and reconvened on another day have been counted as one meeting. A meeting at which the Board or a Committee has convened for a limited joint purpose has been counted as the meeting of the primary meeting holder.

Director Attendance at Other Meetings

Our independent directors meet in closed (executive) sessions, without the presence of management, periodically throughout the year. The non-executive, independent Chairman of the Board chairs the meetings of the independent directors, which coincide with regular meetings of the Board. During 2023, our independent directors met in closed (executive) sessions four times without management, and all independent directors attended 75% or more of such sessions during the period in which they served as a director.

Our policy is that all director nominees attend the annual meeting of shareholders, except in cases of serious illness or extreme hardship. All directors then serving attended our 2023 Annual Meeting.

COMMITTEES OF THE BOARD OF DIRECTORS

Committee Membership

NAME	AUDIT	COMPENSATION	NOMINATING, CORPORATE GOVERNANCE AND SOCIAL RESPONSIBILITY
Brenda J. Bacon		●	Chair
Mark S. Bartlett	●		
Elsy Boglioli	●		●
Claudio Costamagna		Chair	
Nicholas C. Fanandakis	Chair		
Gerard E. Holthaus	●	●	
Stephen C. Robinson	●		●
Laureen E. Seeger		●	●

The Audit Committee, Compensation Committee, and Nominating, Corporate Governance and Social Responsibility Committee operate under written Committee Charters. The Committee Charters are reviewed annually, and more frequently, as necessary, to address any new rules or best practices relating to the responsibilities of the applicable Committee or changes to such rules and best practices. Each Committee approves its own Committee Charter amendment and submits it to the Nominating, Corporate Governance and Social Responsibility Committee, which recommends action by the Board. All Committee Charter amendments are submitted to the Board for approval.

TABLE OF CONTENTS

Copies of the Charter of the Audit Committee, Charter of the Compensation Committee and Charter of the Nominating, Corporate Governance and Social Responsibility Committee are available on the Company's website under "About FTI — Governance" at <https://www.fticonsulting.com/about/governance> as follows:

COMMITTEE	WEBSITE LINK
Audit Committee	https://www.fticonsulting.com/-/media/files/us-files/our-firm/guidelines/charter-of-the-audit-committee-of-the-board-of-directors.pdf
Compensation Committee	https://www.fticonsulting.com/-/media/files/us-files/our-firm/guidelines/charter-of-the-compensation-committee-of-the-board-of-directors.pdf
Nominating, Corporate Governance and Social Responsibility Committee	https://www.fticonsulting.com/-/media/files/us-files/our-firm/guidelines/charter-of-the-nominating-corporate-governance-and-social-responsibility-committee-of-the-board.pdf

Audit Committee

The Board has determined that all Audit Committee members are independent under the Company's Categorical Standards of Director Independence and pursuant to the NYSE's corporate governance rules and applicable rules of the Securities and Exchange Commission (the "SEC"). One Audit Committee member, Mr. Bartlett, serves as a member of our Audit Committee and three other public company audit committees, and the Board has determined that such simultaneous service does not impair the ability of Mr. Bartlett to effectively serve on our Audit Committee. The Board has determined that Messrs. Fanandakis, Bartlett and Holthaus qualify as "audit committee financial experts," and Ms. Boglioli and Mr. Robinson qualify as "financially literate," as those terms are defined in the rules and regulations established by the SEC and the NYSE.

Functions of the Audit Committee

- selects, oversees and retains our independent registered public accounting firm;
- reviews and discusses the scope of the annual audit and written communications by our independent registered public accounting firm to the Audit Committee and management;
- oversees our financial reporting activities, including the annual audit and the accounting standards and principles we follow;
- approves audit and non-audit services by our independent registered public accounting firm and applicable fees;
- reviews and discusses our periodic reports filed with the SEC;
- reviews and discusses our earnings press releases and communications with financial analysts and investors;
- oversees our internal audit activities;
- oversees our disclosure controls and procedures;
- reviews Section 404 of the Sarbanes-Oxley Act of 2002, internal control over financial reporting;
- oversees and monitors our Policy on Reporting Concerns and Non-Retaliation and related reports;
- reviews and discusses risk assessment and risk management policies and practices, including risks associated with cybersecurity- related matters;
- oversees the administration of the Code of Ethics and Business Conduct and other ethics policies;
- reviews, discusses and approves insider and affiliated person transactions;
- administers the policy with respect to the hiring of former employees of the Company's independent registered public accounting firm;
- performs an annual self-evaluation of the Audit Committee;
- reviews the Charter of the Audit Committee and recommends changes to the Nominating, Corporate Governance and Social Responsibility Committee for submission to the Board for approval; and
- prepares the Audit Committee Report required to be included in the annual proxy statement.

Compensation Committee

The Board has determined that all Compensation Committee members are non-employee directors and qualify as independent directors under the Company's Categorical Standards of Director Independence and the NYSE's corporate governance rules, including the additional independence standards adopted by the NYSE specific to compensation committee membership. In making its determinations regarding the independence of each of the Compensation Committee members, the Board has considered all factors specifically relevant to determining whether a director has a relationship with the Company that would materially impair the director's ability to make independent judgments about executive officer compensation, including: (i) the source of such director's compensation; (ii) any consulting, advisory or other compensatory fees paid by the Company to the director; and (iii) any other affiliations the director has with the Company and its affiliates, including engagements by clients that are companies or affiliates of companies for which members of the Compensation Committee serve as officers or directors.

Each member of the Compensation Committee qualifies as a "non-employee" director under Rule 16b-3 of the Securities Exchange Act of 1934, as amended (the "Exchange Act").

Role of Management

The Compensation Committee and the Board solicit recommendations from our CEO and other officers regarding compensation matters, including the compensation of executive officers and key employees other than our CEO. They assist the Compensation Committee by providing information such as financial results, short-term and long-term business and financial plans, and strategic objectives, as well as their views on our executive compensation program and pay levels. Our CEO attended all Compensation Committee meetings held during 2023, other than meetings and executive sessions to which he was not invited. Our CEO did not participate in the Compensation Committee discussions regarding his individual performance and final annual compensation outcomes. Only members of the Compensation Committee vote on matters before that committee.

Role of the Compensation Advisers

Under the Charter of the Compensation Committee, the Compensation Committee is authorized to select, retain and direct the activities, and terminate the services, of compensation advisers, as well as approve fees and expenses of such advisers. During 2023, the Compensation Committee retained the services of Pearl Meyer & Partners, LLC ("Pearl Meyer") to provide advice to the Compensation Committee on certain executive compensation matters. In addition, during 2023, the Compensation Committee consulted Dechert LLP ("Dechert") on certain legal aspects of executive officer compensation. During 2023, the Compensation Committee requested advice on a variety of issues from Pearl Meyer, including our annual and long-term executive incentive compensation program structures, performance metrics and individual award levels, CEO pay-for-performance, equity award accelerated vesting terms, non-employee director compensation, the voting policies of proxy advisers and the composition of our compensation peer group, as well as our say-on-pay proposal and other compensation disclosures included in our proxy statement for our 2023 Annual Meeting. Neither Pearl Meyer nor the Company provided any services to the other during 2023, apart from the advisory services provided by Pearl Meyer to the Compensation Committee. Dechert provided services to the Company as outside executive compensation counsel. In such capacity, Dechert advised the Company regarding general governance inquiries related to executive compensation matters, periodic securities law advice regarding equity grant practices and employment matters, periodic tax advice relating to non-qualified deferred compensation and equity grants, and general advice regarding our say-on-pay proposal and other compensation disclosures in our proxy statement for our 2023 Annual Meeting. The Company routinely is engaged by Dechert to provide services to it or its clients in the ordinary course of our business. After consideration of the above factors, including any relationships with any Compensation Committee member or executive officer of the Company, if applicable, as well as information supplied by Pearl Meyer, including its independence letter, the Compensation Committee concluded that Pearl Meyer was independent and not subject to any conflicts of interest when providing services to the Compensation Committee. After considering Dechert's relationships with the Company and its subsidiaries, and Dechert's conflicts of interest policy and practices, the Compensation Committee concluded that Dechert is not independent but determined that it offers unique, well-rounded perspectives on our executive officer compensation and other matters and that the legal advice it provides is aligned with the interests of the Company. The Compensation Committee currently intends to continue to consult with Pearl Meyer and applicable outside counsel on executive officer compensation and other matters from time to time.

Functions of the Compensation Committee

- approves the compensation of our CEO;
- administers our equity-based compensation plans and approves awards under such plans;
- establishes objective performance goals, individual award levels, and operative and subjective performance measures and adjustments, and oversees all aspects of executive officer incentive compensation;
- reviews and approves, or recommends that the Board approve, employment, consulting and other contracts or arrangements with present and former executive officers;
- reviews the compensation disclosures in the annual proxy statement and annual report on Form 10-K filed with the SEC and discusses the disclosures with management;
- performs annual performance evaluations of our CEO and reviews the CEO's annual performance evaluations of other executive officers, in conjunction with the independent Chairman of the Board or other presiding director, as applicable, and Chair of the Nominating, Corporate Governance and Social Responsibility Committee and other Committee members;
- performs an annual self-evaluation of the Compensation Committee;
- reviews the Charter of the Compensation Committee and recommends changes to the Nominating, Corporate Governance and Social Responsibility Committee for submission to the Board for approval;
- prepares the Compensation Committee Report included in the annual proxy statement;
- submits all equity-based compensation plans, executive officer compensation plans and material revisions to such plans to a vote of the Board and to a vote of shareholders if shareholder approval is required; and
- provides that shareholders have the opportunity to vote on (i) an advisory (non-binding) resolution to approve the compensation of the Company's NEOs in accordance with the frequency selected by shareholders and (ii) the frequency of the shareholder advisory (non-binding) vote to approve the resolution approving the compensation of the NEOs at least once every six years.

Compensation Committee Interlocks and Insider Participation

During the year ended December 31, 2023, no director who served as a member of the Compensation Committee served as one of our officers or employees, and no executive officer served as a member of the board or compensation committee of any other company that had an executive officer who served as a member of our Board or Compensation Committee.

Nominating, Corporate Governance and Social Responsibility Committee

The Nominating, Corporate Governance and Social Responsibility Committee consists of only non-employee directors, who qualify as independent directors under our Categorical Standards of Director Independence and the NYSE's corporate governance rules.

Functions of the Nominating, Corporate Governance and Social Responsibility Committee

- identifies and qualifies the annual slate of directors for nomination by the Board;
- reviews non-employee director compensation and recommends changes to the Board for approval;
- assesses the independence of directors for the Board and Committees;
- identifies and qualifies the candidates for Chairman of the Board and for membership and chairmanship of the Committees for election by the Board;
- identifies and qualifies candidates to fill vacancies occurring between annual meetings of shareholders for election by the Board;
- monitors compliance with, and reviews proposed changes to, our Corporate Governance Guidelines, the Charters of the Committee, and other policies and practices relating to corporate governance for submission to the Board for approval;
- monitors and reviews responses to shareholder communications with non-management directors together with the independent Chairman of the Board or presiding director, as applicable;
- oversees the process for director education;
- oversees the process for Board and Committee annual self-evaluations;
- oversees the process for performance evaluations of our executive officers in conjunction with our independent Chairman of

the Board and the Compensation Committee;

- oversees the process relating to succession planning for our CEO and other executive officer positions;
- reviews directors' and officers' liability insurance terms and limits;
- oversees, and reports to the Board and other interested Committees, regarding social responsibility, human capital and ESG-, climate change- and other sustainability-related factors;
- reviews and discusses with management the Company's reports that address ESG-, climate change- and sustainability-related topics;
- reviews the Charter of the Nominating, Corporate Governance and Social Responsibility Committee and recommends changes to the Board for approval;
- reviews the annual proxy statement disclosures, including those pertaining to the nomination of directors, the election of directors, the independence of directors, corporate governance, and ESG-, climate change- and sustainability-related topics; and
- performs an annual self-evaluation of the Nominating, Corporate Governance and Social Responsibility Committee.

COMPENSATION OF NON-EMPLOYEE DIRECTORS AND POLICY ON NON-EMPLOYEE DIRECTOR EQUITY OWNERSHIP

General

Non-employee directors receive annual retainer and equity compensation as described below pursuant to the FTI Consulting, Inc. Non-Employee Director Compensation Plan, amended and restated effective as of January 1, 2016 (the “Director Plan”). We reimburse our non-employee directors for their out-of-pocket expenses incurred in the performance of their duties as our directors (including expenses related to spouses when spouses are invited to attend Board events). We do not pay fees for attendance at Board and Committee meetings.

Non-Employee Director Compensation

The following table describes the components of non-employee director compensation for 2023:

COMPENSATION ELEMENTS	2023 DIRECTOR COMPENSATION VALUES ^{(1) (5)} (\$)	ALTERNATIVE FORMS OF PAYMENT
Annual Retainer: ^{(2) (5) (6)}	50,000	Cash or Deferred Stock Units
Annual Committee Chair Fees: ^{(2) (5)}	10,000 — Chair of Audit Committee 7,500 — Chair of Compensation Committee 5,000 — Chair of Nominating, Corporate Governance and Social Responsibility Committee	Cash or Deferred Stock Units
Additional Annual Non-Employee Chairman of the Board Fee: ^{(2) (5)}	200,000	Cash or Deferred Stock Units
Annual Equity Award: ^{(2) (3) (4) (5) (6)}	250,000	Restricted Stock, Restricted Stock Units, Deferred Restricted Stock Units or Cash

⁽¹⁾ Continuing non-employee directors receive payment of the annual retainer and annual equity award, and Chairman of the Board or Committee Chair fee, if applicable, as of the date of each annual meeting of shareholders. A new non-employee director receives a prorated annual retainer and equity award upon first being elected to the Board other than at an annual meeting. A non-employee director, who is appointed as a chair other than following an annual meeting, receives a prorated non-executive Chairman of the Board or Committee Chair fee, as applicable.

⁽²⁾ U.S. non-employee directors are permitted to voluntarily defer annual retainer payments (including any annual fee to the non-executive Chairman of the Board or a Committee Chair) and/or annual equity compensation awards in the form of deferred stock units or deferred restricted stock units, respectively. Deferred stock units awarded on account of deferred annual retainer and Chairman of the Board and/or Committee Chair fees are vested in full on the grant date. Deferred restricted stock units granted on account of deferred annual equity compensation awards vest in full on the first anniversary of the grant date unless vesting is accelerated as described in footnote (4) below. Each deferred stock unit and deferred restricted stock unit represents the right to receive one share of Common Stock upon the earliest of (i) a separation from service event, (ii) an elected payment date and (iii) certain other permissible payment events, in each case, in accordance with Section 409A (“Code Section 409A”) of the U.S. Internal Revenue Code of 1986, as amended.

⁽³⁾ The annual equity award, unless deferred, is in the form of shares of restricted stock in the case of U.S. non-employee directors and restricted stock units in the case of non-U.S. non-employee directors. Each restricted stock unit represents the right to receive one share of Common Stock upon vesting. Annual equity awards are non-transferable and vest in full on the first anniversary of the grant date unless vesting is accelerated as described in footnote (4) below.

⁽⁴⁾ All unvested shares of restricted stock and restricted stock units will immediately vest in full upon a non-employee director’s (i) death, (ii) “Disability” (as defined in the Director Plan), (iii) cessation of service within one year following a Change in Control unless other accommodations are made with respect to such awards (iv) cessation of service at the expiration of a director’s term due to the Company’s failure to renominate such director for service on the Board (other than for “Cause” (as determined by the Board, in its good-faith discretion), due to the request of such director or as a result of a voluntary resignation) or (v) cessation of service due to failure of the Company’s shareholders to elect such director for service on the Board (other than for “Cause” (as determined by the Board, in its good-faith discretion)).

⁽⁵⁾ The number of (i) deferred stock units awarded to a non-employee director as annual retainer compensation (including any annual fee to the non-executive Chairman of the Board or a Committee Chair) and (ii) shares of restricted stock, restricted stock units and deferred restricted stock units awarded to a non-employee director as annual equity compensation, in each case will be determined by dividing (a) the U.S. dollar value of such award by (b) the closing price per share of Common Stock reported on the NYSE for the grant date. Fractional restricted shares, restricted stock units, deferred stock units and deferred restricted share units are rounded down to the nearest whole share.

⁽⁶⁾ If we do not have sufficient shares of Common Stock authorized under our shareholder-approved equity compensation plan to fund annual retainer and equity awards in stock-based awards, such awards will be funded in cash. The payout of such cash amounts will be subject to the terms of the applicable deferred compensation payment and vesting and accelerated vesting conditions, including the requirements of Code Section 409A. Such cash amounts generally will accrue interest at the rate of 6% per annum.

Director Summary Compensation Table

The table below summarizes the compensation paid by the Company to non-employee directors for the year ended December 31, 2023.

NAME	ANNUAL RETAINER AND CHAIR FEE EARNED OR PAID IN CASH (\$) (a)	STOCK AWARDS ⁽¹⁾ (\$) (b)	OPTION AWARDS ⁽¹⁾ (\$) (c)	ALL OTHER COMPENSATION ⁽²⁾ (\$) (d)	TOTAL (\$) (e)
------	---	---	--	---	----------------------

2023 Non-Employee Directors:

Brenda J. Bacon	55,000	249,825	—	—	304,825
Mark S. Bartlett	50,000	249,825	—	—	299,825
Elsy Boglioli ⁽³⁾	57,671	288,102	—	—	345,773
Claudio Costamagna	57,500	249,825	—	—	307,325
Nicholas C. Fanandakis	60,000	249,825	—	—	309,825
Gerard E. Holthaus	250,000	249,825	—	—	499,825
Stephen C. Robinson	50,000	249,825	—	—	299,825
Laureen E. Seeger	—	299,640	—	—	299,640

2023 Former Non-Employee Director:

Vernon Ellis ⁽⁴⁾	—	—	—	—	—
------------------------------------	---	---	---	---	---

⁽¹⁾ The balances of each non-employee director's equity-based awards as of December 31, 2023 (excluding vested shares of Common Stock) are set forth in the table below:

NAME	UNVESTED RESTRICTED SHARES OR RESTRICTED STOCK UNITS	VESTED DEFERRED STOCK OR DEFERRED STOCK UNITS	UNVESTED DEFERRED STOCK OR DEFERRED STOCK UNITS	UNEXERCISED STOCK OPTIONS
------	--	--	---	---------------------------------

2023 Non-Employee Directors:

Brenda J. Bacon	1,329	—	—	—
Mark S. Bartlett	1,329	—	—	—
Elsy Boglioli ⁽³⁾	1,520	—	—	—
Claudio Costamagna	1,329	—	—	—
Nicholas C. Fanandakis	—	1,492	1,329	—
Gerard E. Holthaus	1,329	37,500	—	—
Stephen C. Robinson	1,329	—	—	—
Laureen E. Seeger	—	4,272	1,329	—

2023 Former Non-Employee Director:

Vernon Ellis ⁽⁴⁾	—	—	—	—
------------------------------------	---	---	---	---

⁽²⁾ No current director received perquisites or other benefits aggregating more than \$10,000 in 2023.

⁽³⁾ Elsy Boglioli's compensation includes the prorated annual cash retainer of \$7,671.23 and restricted stock unit compensation with a grant date value of \$38,356.16 awarded on April 7, 2023 upon her first election to the Board.

⁽⁴⁾ Vernon Ellis retired in accordance with the Company's Corporate Governance Guidelines and did not stand for election as a director at the 2023 Annual Meeting.

Policy on Non-Employee Director Equity Ownership

Our Policy on Non-Employee Director Equity Ownership demonstrates our Board's continuing commitment to shareholder interests. The policy sets each non-employee director's total investment level at five times (5.0x) the value of the annual retainer. A non-employee director will be required to meet the ownership level in effect when he or she first joins the Board within three years following receipt of his or her first director compensation payment. Non-employee directors have three years to meet any increased ownership level during their tenure. In addition, under the policy, a non-employee director may not sell, transfer or dispose of shares of Common Stock if he or she does not attain or maintain the applicable equity ownership investment level at the initial ownership measurement date, or at June 30 of each year thereafter, except as necessary to pay or repay the cost of exercising a stock option or any tax obligations associated with the exercise of a stock option or vesting of stock-based awards, or as otherwise approved by the Compensation Committee, in its sole discretion.

Shares of Common Stock that are, directly or indirectly, (i) beneficially owned by a non-employee director or (ii) held in a trust over which such non-employee director has more than 50% of the beneficial interest and controls the management of the assets will count toward attaining and maintaining the applicable equity ownership level. Also, restricted stock, restricted stock units, deferred stock units and deferred restricted stock units, whether or not vested, will count toward attaining and maintaining the non-employee director's applicable equity ownership level. Stock options, whether or not vested, will not count toward meeting the equity ownership requirement. The securities counted toward attaining and maintaining each non-employee director's ownership level will be valued at the average of the closing price per share of Common Stock reported on the NYSE for each trading day in the 90-calendar-day period immediately preceding the applicable measurement date. All non-employee directors in office as of December 31, 2023 were in compliance with our Policy on Non-Employee Director Equity Ownership as of that date.

CORPORATE GOVERNANCE

GOVERNANCE PRINCIPLES

Our following governance policies can be found on the Company’s website under “About FTI — Governance” at <https://www.fticonsulting.com/about/governance>. Our policies and the other information on our website do not constitute a part of this Proxy Statement. Paper copies of our policies (as well as the Charters of each of our Committees) may be obtained, without charge, upon request, by contacting the Corporate Secretary, FTI Consulting, Inc., 16701 Melford Blvd., Suite 200, Bowie, MD 20715 or by email to FTI2024annualmeeting@fticonsulting.com. Our governance policies are available on the Company’s website at www.fticonsulting.com under “About FTI — Governance” at <https://www.fticonsulting.com/about/governance> and at the below website links:

NAME OF POLICY	WEBSITE LINK
Categorical Standards of Director Independence	https://www.fticonsulting.com/-/media/files/us-files/our-firm/guidelines/categorical-standards-for-director-independence.pdf
Corporate Governance Guidelines	https://www.fticonsulting.com/-/media/files/us-files/our-firm/guidelines/fti-consulting-corporate-governance-guidelines.pdf
Code of Ethics and Business Conduct	https://www.fticonsulting.com/-/media/files/us-files/our-firm/guidelines/fti-code-of-conduct.pdf
Anti-Corruption Policy	https://www.fticonsulting.com/-/media/files/us-files/our-firm/guidelines/anti-corruption-policy.pdf
Policy on Reporting Concerns and Non-Retaliation	https://www.fticonsulting.com/-/media/files/us-files/our-firm/guidelines/policy-on-reporting-concerns-and-non-retaliation.pdf
Policy on Disclosure Controls	https://www.fticonsulting.com/-/media/files/us-files/our-firm/guidelines/policy-on-disclosure-controls.pdf
Policy on Inside Information and Insider Trading	https://www.fticonsulting.com/-/media/files/us-files/our-firm/guidelines/policy-statement-on-inside-information-and-insider-trading.pdf

The Nominating, Corporate Governance and Social Responsibility Committee regularly reviews corporate governance developments and recommends modifications or new policies for adoption by the Board and the Committees, as appropriate, to enhance our corporate governance policies and practices and to comply with the laws and rules of the SEC, the NYSE and other regulators.

OUR SIGNIFICANT CORPORATE GOVERNANCE POLICIES AND PRACTICES

The Board is committed to maintaining strong corporate governance practices, which include:

- **Annual Director Elections.** Shareholders elect our directors annually to hold office until the next annual meeting of shareholders and until his or her successor is duly elected and qualifies or until his or her death, resignation, retirement or removal (whichever occurs earliest).
- **Non-Employee Independent Chairman of the Board.** Gerard E. Holthaus is our non-employee independent Chairman of the Board. More information about our Chairman of the Board may be found in the section titled “— Board Leadership Structure” on page 26 of this Proxy Statement.
- **Majority Voting in Uncontested Director Elections.** A nominee in an uncontested election shall be elected as a director only if such nominee receives the affirmative vote of a majority of the total votes cast “FOR” and “AGAINST” as to such nominee at a meeting. Any abstentions or broker non-votes are not counted as votes cast either “FOR” or “AGAINST” with respect to a director’s election and will have no effect on the election of directors.
- **Director Resignation.** Our Corporate Governance Guidelines provide that in an uncontested election, if an incumbent director fails to receive the required majority vote, he or she must offer to resign from the Board. The Nominating, Corporate Governance and Social Responsibility Committee will (a) consider such offer to resign, (b) determine whether to accept such director’s resignation and (c) submit such recommendation for consideration by the Board. The director whose offer to resign is under consideration may not participate in any deliberation or vote of the Nominating, Corporate Governance and Social Responsibility Committee or the Board regarding his or her offer of resignation. In the event that all directors offer to resign in accordance with our resignation policy, the Nominating, Corporate Governance and Social Responsibility Committee will make

a final determination as to whether to recommend to the Board to accept all offers to resign, including those offers made by members of the Nominating, Corporate Governance and Social Responsibility Committee. The Nominating, Corporate Governance and Social Responsibility Committee and the Board may consider any factors they deem relevant in deciding whether to accept a director's offer to resign. Within 90 days after the date of certification of the election results, the Board will publicly disclose the Board's decision of whether or not to accept an offer of resignation. If such incumbent director's offer to resign is not accepted by the Board, such director will continue to serve until his or her successor is duly elected and qualifies or until his or her death, resignation, retirement or removal (whichever occurs earliest). If a director's offer to resign is accepted by the Board, then the Board, in its sole discretion, may fill any resulting vacancy pursuant to the Company's Bylaws or reduce the size of the Board.

- **Executive Sessions.** Our Board meets regularly in executive sessions, without the presence of our CEO and other management.
- **Shareholder Rights Plan.** We do not have a shareholder rights plan and are not currently considering adopting one.
- **Shareholder Power to Amend Bylaws.** Our shareholders, by the affirmative vote of the holders of a majority of the shares of Common Stock entitled to vote, have the power to adopt, alter or repeal any Bylaw of the Company.

BOARD LEADERSHIP STRUCTURE

Our Corporate Governance Guidelines provide the Board with flexibility to choose the leadership structure that it deems best for the Company based upon our business needs, prospects, opportunities and strategic goals at the time, including separating the roles of Chairman of the Board and CEO. In December 2013, the Board appointed Gerard E. Holthaus as its non-employee independent Chairman of the Board. In determining who should hold the position of Chairman, the Board considered Mr. Holthaus' experience since 2006 as the Board's independent Presiding Director. The Board also considered each director's individual experience and his or her experience serving as a director of other companies, particularly the experience of non-U.S. directors serving on the boards of directors of companies in locations where non-executive or independent chairmanships are common. The Board believes that Mr. Holthaus' continuing service as Chairman of the Board provides continuity in leadership and governance. The Board periodically reviews its leadership structure and may make changes in the future.

The Board also believes that separation of the CEO and Chairman of the Board positions balances the role of the Board to oversee the Company's business, on the one hand, and management's responsibilities to manage the Company's operations on a day-to-day basis, on the other hand. Our CEO is responsible for setting the strategic vision of the Company, leading the Company's day-to-day business, managing the executive officers and other key employees directed with implementing plans and carrying out operations and reporting to the Board. The Chairman of the Board structures the agendas for the Board meetings to provide that topics deemed important by the independent directors are addressed, as well as to allow the Board to express its views on the Company's management, operations, material transactions, strategy and execution. As Chairman, Mr. Holthaus (i) presides over meetings and executive sessions of the Board and independent directors, (ii) acts as a liaison between management and the independent directors, (iii) consults with our CEO, (iv) manages communications between the Board and our CEO regarding each other's views on critical matters, (v) monitors significant issues occurring between Board meetings and oversees Board involvement when appropriate, (vi) oversees the adequate and timely exchange of information and supporting data between the Company's management and the Board and (vii) receives shareholder communications addressed to the Chairman of the Board and the independent directors as a group. Periodically, the Chairman may join with management to engage with investors, employees and other stakeholders.

The Board believes that its programs for overseeing risk, as described under the section titled "— Oversight Of Risk Management" on [pages 26](#) and [27](#) of this Proxy Statement, would be effective under a variety of leadership frameworks. Accordingly, the Board's risk oversight function did not significantly impact its selection of the current leadership structure.

OVERSIGHT OF RISK MANAGEMENT

We are exposed to a number of risks, including financial risks, operational risks, reputational risks, strategic risks, human capital risks, competitive risks, risks relating to operating in foreign countries, day-to-day management risks, information privacy-, data- and technology-related risks, including cybersecurity risks, general economic and business risks, legal, regulatory and compliance risks, including risks associated with the Foreign Corrupt Practices Act (the "FCPA") and foreign anti-bribery laws, and environmental, social and governance ("ESG")-, climate change- and sustainability-related risks, including risks relating to climate change. The Board has delegated

the critical responsibility for overall risk oversight to the Audit Committee, which reports to the Board. Management of the Company has primary responsibility for performing risk assessments, identifying and monitoring risks, establishing policies and processes, formulating strategies, implementing and carrying out corporate responses, and reporting to the Audit Committee or other responsible Committee of the Board.

Our Vice President - Chief Risk and Compliance Officer ("CRCO"), who reports to our General Counsel, has primary responsibility for communication with the Audit Committee and our internal enterprise risk management program, working closely with members of our Enterprise Risk Management Committee, our Chief Information Officer ("CIO"), executive management, business segment and regional leaders, and corporate functions, such as accounting, internal audit, information technology, which includes cybersecurity, and ethics and compliance and corporate citizenship, to identify and assess risks, threats and incidents and mitigate exposures. Regularly, the Audit Committee reviews and discusses the enterprise risk management profile, which identifies, categorizes and discusses short-term, intermediate-term and long-term risks, that management of the Company prepares and the policies, processes and guidelines that management of the Company uses, to assess, manage, mitigate and respond to risks. The Audit Committee reports to the Board on a regular basis to apprise all directors of the Company's risk profile and risk management and holds discussions with our executive management, CRCO, CIO and head of internal audit more frequently. If and when needed, the Audit Committee provides that the Chairman of the Board and Chair of each other Committee with oversight of an applicable function is aware of the most recent risk assessment and participates in such reviews and discussions.

Our other standing Committees of the Board also consider and monitor risks within their applicable areas of responsibility. For example, the Compensation Committee reviews and discusses risks relating to the Company's compensation programs, policies and practices, including executive compensation, and management presents and discusses a comprehensive compensation risk profile for the Company at least annually. Our Nominating, Corporate Governance and Social Responsibility Committee has primary responsibility for ESG-, climate change- and sustainability-matters under its Charter, including the task of reviewing related policies and practices, as well as reports issued by the Company, such as its 2022 Corporate Sustainability Report issued in 2023, which are prepared by our Corporate Citizenship group under the direction of the Corporate Communications function. Our Chief Human Resources Officer ("CHRO") presents an inclusion report to the Nominating, Corporate Governance and Social Responsibility Committee and other directors at least annually. Our Chief Strategy and Transformation Officer ("CSTO") is charged with identifying and evaluating our environmental-, climate change- and sustainability-related risks and exposures, and devising and implementing strategies to advance the Company's greenhouse gas and other emissions reduction goals and mitigate other sustainability, environmental- and climate change-related risks. Our CSTO reports to the Nominating, Corporate Governance and Social Responsibility Committee and other directors at least annually. Management also discusses U.S. and foreign legal, regulatory, client and vendor standards and requirements as they are proposed and enacted relating to quickly evolving ESG-, climate change- and sustainability-related topics. These Committees keep the Audit Committee and the Board apprised of governance-, human capital-, ESG-, climate change- and sustainability- and compensation-related risks.

Directors who are not members of a relevant Committee are invited to attend the meetings during which risk-related topics are discussed. A Committee may periodically request additional reports on critical risk areas identified by management, such as the FCPA and the UK Anti-Bribery Act of 2010, cybersecurity and privacy risks in the case of the Audit Committee, and climate change and corporate citizenship in the case of the Nominating, Corporate Governance and Social Responsibility Committee.

CYBERSECURITY OVERSIGHT

Cybersecurity risk is integrated and managed as part of our broader enterprise risk management program under the direction of our CRCO, who works closely with our CIO, who reports to our Chief Financial Officer ("CFO"), and others, including the Head of our Cybersecurity & Privacy division, to identify, review, assess and address cybersecurity and other security risks. Our CRCO, CIO and the Head of our Cybersecurity & Privacy division are members of the Company's cybersecurity response team (the "Cyber Response Team"). The Cyber Response Team's responsibilities include maintaining a Cybersecurity Incident Response Plan, which sets out a path for how cyber threats and incidents are identified and escalated up to and including the Board of Directors and other leadership, when appropriate. Direct threats are escalated promptly to the appropriate team, following a path that considers both the nature of the threat, the level of risk and the degree to which it has been substantiated. Indirect threats, such as third-party incidents, are escalated through the Information Technology Group ("ITG") to the appropriate corporate functions, as the situation warrants. We analyze and assess information security risks, including cybersecurity risks, associated with our business on an ongoing basis. As part of our program, we routinely test our controls and

TABLE OF CONTENTS

information systems. We also provide information security training for our employees annually, conduct phishing simulations and provide periodic cybersecurity communications to all employees. Our CIO works closely with our CRCO to review and assess cybersecurity- and other information technology-related risks, mitigate exposures and resolve any incidents.

The Audit Committee meets regularly with our CIO, CRCO, Head of our Cybersecurity & Privacy division and other management, including our CFO, to discuss and review risk exposures and potential damages related to information security, cybersecurity, and data protection and the steps the Company has taken to identify, monitor and control such exposures, as well as associated mitigation and remediation action, and actions to continue our operations. Information distributed to and discussed with the Audit Committee includes data on cybersecurity incidents and risks, company-wide enterprise risks, training programs, risk assessments, internal controls, security software, incident response plans, and forward-looking information security and business continuity strategies. The Audit Committee reports directly to the Board of Directors on a regular basis.

Furthermore, we offer cybersecurity consulting as a service to clients. Our client-facing cybersecurity and information security experts periodically advise our cybersecurity and information technology teams regarding best practices. In addition, from time to time, they address our directors regarding complex issues faced by other companies that arise from data security-related challenges. Among other things, they discuss new and evolving types and levels of threats and attacks, hacking and ransomware, foreign actors, risks driven by new and evolving technologies, including artificial intelligence, potential damages and liability, and technological and other solutions potentially available to mitigate such risks, as well as other company responses.

In the event of the detection of a potentially significant cybersecurity incident or threat, an escalation of cybersecurity threat or changes with respect to a current incident, the Company has processes in place to notify relevant employees who assist in the response, as well as third-party vendors. Our ITG and management, in consultation with the Company's third-party legal counsel and accountants, will assess materiality, informed by ongoing discussions about what criteria would constitute potential materiality considerations. The Audit Committee and necessary directors will be informed of all material events.

In 2023, we conducted a tabletop training with an executive officer and an outside director simulating cybersecurity events and appropriate responses. We intend to continue to conduct such simulation training with this group on a periodic basis. Other directors and officers of the Company will be given the opportunity to participate in such training. In addition, our outside directors are encouraged to attend continuing education relating to cybersecurity. In 2023, Mr. Fanandakis completed the CERT Certificate in Cybersecurity Oversight from the Software Engineering Institute of Carnegie Mellon University, and Mr. Robinson completed the Certificate program in Navigating Emerging Technologies and More in a Complex World from the Cornell Tech Board Institute.

COMPENSATION-RELATED RISKS

At the request and direction of the Compensation Committee and the Audit Committee, management conducted an assessment of risks associated with the Company's compensation policies and practices for the year ended December 31, 2023. This assessment included the: (i) review of programs, plans, policies, procedures and practices relating to the components of executive officer and employee compensation; (ii) review of incentive-based equity and cash compensation; (iii) identification of compensation design features that could potentially encourage excessive or imprudent risk taking; (iv) identification of business risks that these features could potentially encourage; (v) consideration of the presence or absence of controls, oversight, or other factors that could increase or mitigate potential risks; (vi) assessment of potential risks; and (vii) consideration of the potential for such risks to result in a material adverse effect on the Company and its subsidiaries, taken as a whole. Based on the assessment and factors described above, the Company determined that the risks associated with its compensation programs, policies and practices are not reasonably likely to result in a material adverse effect on the Company and its subsidiaries taken as a whole.

BOARD AND COMMITTEE SELF-ASSESSMENTS

The Nominating, Corporate Governance and Social Responsibility Committee, pursuant to its Charter, is formally charged with administering the annual self-assessments by the Board and each Committee. During the first quarter of 2024, the Board and each Committee conducted annual self-assessments to identify issues critical to their success. All directors completed the assessments. The results were discussed by the Board and the Committees at a joint meeting held in February 2024 during which they provided thorough, objective feedback, which will be used to implement performance enhancements going forward.

CORPORATE SOCIAL RESPONSIBILITY OVERSIGHT

The Nominating, Corporate Governance and Social Responsibility Committee, pursuant to its Charter, is formally charged with oversight of corporate social responsibility and human capital matters, including those pertaining to ESG. The Company's CHRO regularly reviews the Company's policies, practices and strategies addressing corporate citizenship and community engagement, periodically reports on environmental- and sustainability-related matters, including the Company's objectives and responses to climate change and the reduction of the Company's environmental footprint, including greenhouse and other emissions. The Nominating, Corporate Governance and Social Responsibility Committee provides feedback and direction on the Company's approach to these issues. It also reports on subjects of interest to the full Board and other interested Committees.

The Nominating, Corporate Governance and Social Responsibility Committee also reviews and discusses the Company's annual corporate sustainability report and other reports, policies and processes relating to ESG and sustainability published by the Company, which are available on the Company's website under "About FTI — Governance" at <https://www.fticonsulting.com/about/governance> and at the below website links:

NAME OF POLICY	WEBSITE LINK
Environmental Responsibility & Climate Change Disclosure Policy	https://www.fticonsulting.com/-/media/files/us-files/our-firm/guidelines/fti-consulting-environmental-climate-change-disclosure-policy.pdf
Global Health & Safety Policy	https://www.fticonsulting.com/-/media/files/us-files/our-firm/guidelines/fti-consulting-global-health-safety-policy.pdf
Human Rights Policy	https://www.fticonsulting.com/-/media/files/us-files/our-firm/guidelines/fti-consulting-human-rights-policy.pdf
2022 Corporate Sustainability Report	https://www.fticonsulting.com/-/media/files/insights/reports/2023/oct/corporate-sustainability-report-2022.pdf
Vendor Code of Conduct	https://www.fticonsulting.com/-/media/files/us-files/our-firm/guidelines/vendor-code-of-conduct.pdf

SUCCESSION PLANNING

The Nominating, Corporate Governance and Social Responsibility Committee reviews succession and development plans with management and other directors. The Nominating, Corporate Governance and Social Responsibility Committee has a process to plan for the succession of our CEO, which includes an annual discussion of potential in-house candidates identified by our CEO, a timeline for identification and selection of likely successors and a timeline for identifying a successor in emergency circumstances. During 2023, the Nominating, Corporate Governance and Social Responsibility Committee, together with the Board and Company management, held discussions with regard to candidates previously identified as qualified to succeed our CEO and potential new candidates for that role.

CODE OF CONDUCT

Our written Code of Ethics and Business Conduct ("Code of Ethics") and Anti-Corruption Policy (together with our Code of Ethics, our "Code of Conduct") applies to financial professionals, including our Chief Financial Officer, corporate Controller and Chief Accounting Officer, and corporate Treasurer, as well as our CEO and all other officers, directors, employees and independent contractors of the Company and its affiliates. We require all individuals subject to our Code of Conduct to avoid conflicts of interest, comply with applicable laws (including the FCPA, other anti-bribery laws, and legal and regulatory requirements of the jurisdictions in which we have offices and/or conduct business), protect Company assets, conduct business in an honest and ethical manner and otherwise act with integrity, in our best interests and in accordance with the Code of Conduct. The Code of Conduct prohibits insiders from knowingly taking advantage of corporate opportunities for personal benefit and taking unfair advantage of our business associates, competitors and employees through manipulation, concealment, abuse of privileged information, misrepresentation of material facts or any other practice of unfair dealing. Our Code of Ethics and Anti-Corruption Policy are publicly available and can be found on the Company's website under "About FTI — Governance" at <https://www.fticonsulting.com/-/media/files/us-files/our-firm/guidelines/fti-code-of-conduct.pdf> and <https://www.fticonsulting.com/-/media/files/us-files/our-firm/guidelines/anti-corruption-policy.pdf>, respectively. If we make substantive amendments to the Code of Ethics or grant any waiver, including any implicit waiver, from a provision of such policy to any officer, financial professional or person performing similar functions, we will disclose the nature of such amendment or waiver on our website or in a Current Report on Form 8-K filed with the SEC. Our Code of Ethics was last updated in June 2023.

SHAREHOLDER NOMINEES FOR DIRECTOR

We did not receive any notices of shareholder nominees for director prior to the deadline for 2024 nominations required by our Bylaws and described in our proxy statement for our 2023 Annual Meeting. Under our current Bylaws, nominations for director at an annual meeting of shareholders may be made by a shareholder who is (a) a shareholder of record on the record date set by the Board for the purpose of determining shareholders entitled to vote at the annual meeting at the time of giving of notice by the shareholder and at the time of the annual meeting (and any postponement or adjournment thereof) and (b) entitled to vote at the meeting in the election of each individual so nominated or on any other business; provided such shareholder delivers notice along with the additional information and materials required by our current Bylaws (which includes information required under Rule 14a-19) to the Corporate Secretary at our principal executive office of the Company located at 555 12th Street NW, Suite 700, Washington, D.C. 20004, not earlier than the 150th day nor later than 5:00 p.m., Eastern Time, on the 120th day prior to the first anniversary of the date of the proxy statement for the preceding year's annual meeting of shareholders. For the annual meeting of shareholders in 2025, you must deliver this notice no earlier than November 20, 2024 and no later than December 20, 2024. In the event that the date of the annual meeting is advanced or delayed by more than 30 days from the first anniversary of the date of the preceding year's annual meeting of shareholders, or if no annual meeting of shareholders was held in the preceding year, notice by the shareholder to be timely must be so delivered not earlier than the 150th day prior to the date of such annual meeting and not later than 5:00 p.m., Eastern Time, on the later of the 120th day prior to the date of such annual meeting, as originally convened, or the 10th day following the day on which public announcement of the date of such meeting is first made. In the event that the number of directors to be elected to the Board is increased and there is no public announcement of such action at least 130 days prior to the first anniversary of the date of the proxy statement for the preceding year's annual meeting, a shareholder's notice will also be considered timely but only with respect to nominees for any new positions created by such increase, if it is delivered to the Corporate Secretary at our principal executive office, not later than 5:00 p.m., Eastern Time, on the 10th day following the day on which we first make such public announcement. The postponement or adjournment of an annual meeting (or the public announcement thereof) shall not commence a new time period (or extend any time period) for the giving of a shareholder's notice as described above.

You may obtain a copy of our Bylaws, without charge, from our Corporate Secretary at FTI Consulting, Inc., 16701 Melford Blvd., Suite 200, Bowie, MD 20715, phone no. +1.410.951.4867, or by email to FTI2024annualmeeting@fticonsulting.com. We filed a copy of our Bylaws, adopted on February 20, 2023, with the SEC on February 21, 2023 as an exhibit to our Current Report on Form 8-K dated February 20, 2023. Our Bylaws are incorporated by reference as an exhibit to our 2023 Annual Report filed with the SEC on February 22, 2024.

COMMUNICATIONS WITH DIRECTORS

Shareholders, employees and other interested persons may communicate with our Board, the Chairman of the Board, an individual director or the independent directors as a group, or management by contacting our CRCO, by telephone to Matthew Pachman, at +1.202.312.9100, by mail to his attention at FTI Consulting, Inc., 555 12th Street NW, Suite 700, Washington, D.C. 20004 or by email to matthew.pachman@fticonsulting.com. Communications directed to the Board, Chairman of the Board, an individual director or the independent directors as a group, depending upon the subject matter, will be directed to the Chairman of the Board, Chair of the Audit Committee, or Chair of the Nominating, Corporate Governance and Social Responsibility Committee or other appropriate person who is responsible for overseeing that the concerns expressed are investigated and appropriately addressed. The Company will not filter any such communications.

In addition, shareholders, employees and other interested persons may communicate with our Board, the Chairman, an individual director or the independent directors as a group, or management using the FTI Consulting Integrity Hotline, which allows persons to place confidential reports by either telephone or the Internet, without divulging their name or other personal information. The reporting website may be accessed from any Internet-enabled computer at www.fticonsulting.ethicspoint.com. Telephone reports may be placed through the FTI Consulting Integrity Hotline by calling in the U.S. +1.866.294.3576 (toll free). Reports submitted through the FTI Consulting Integrity Hotline will be sent to designated recipients within the Company, which includes our CRCO.

OTHER PROPOSALS TO BE PRESENTED AT THE ANNUAL MEETING OF SHAREHOLDERS

In addition to Proposal No. 1 to elect as directors the nine nominees named in this Proxy Statement, we will present the two additional proposals described below at the Annual Meeting. We have described in this Proxy Statement all the proposals that we expect to be presented at the Annual Meeting. We do not know of any other matters to come before the Annual Meeting. If, however, any other matters properly come before the Annual Meeting, it is the intention of the persons designated as proxies to vote in accordance with their discretion on such matters as permitted under applicable law.

PROPOSAL NO. 2 — RATIFY THE APPOINTMENT OF KPMG LLP AS FTI CONSULTING, INC.'S INDEPENDENT REGISTERED PUBLIC ACCOUNTING FIRM FOR THE YEAR ENDING DECEMBER 31, 2024

The firm of KPMG has served as the Company's independent registered public accounting firm since 2006. KPMG has confirmed to the Audit Committee and the Company that it complies with all rules, standards and policies of the Public Company Accounting Oversight Board and the SEC governing auditor independence.

The Audit Committee has appointed KPMG as the Company's independent registered public accounting firm to audit the Company's books and accounts for the year ending December 31, 2024. We are seeking shareholder ratification of that action. Although shareholder ratification of the appointment of KPMG is not required, we are submitting the appointment of KPMG for ratification as a matter of good corporate governance. Even if the appointment is ratified, the Audit Committee, in its discretion, may appoint an alternative independent registered public accounting firm if it deems such action appropriate. If shareholders do not ratify KPMG's appointment, the Audit Committee will take that into consideration, together with such other factors it deems relevant, in determining whether to continue KPMG's engagement as independent the Company's registered public accounting firm for the year ending December 31, 2024.

KPMG's representative is expected to be present, in person or by conference telephone, at the Annual Meeting, and will have the opportunity to make a statement and to respond to appropriate questions from shareholders. See the section titled "Principal Accountant Fees And Services" on [page 86](#) of this Proxy Statement for a description of the services provided by, and fees paid to, KPMG for the fiscal years ended December 31, 2023 and December 31, 2022 and other matters relating to the procurement of services.

Shareholder Approval Required. The ratification of the appointment of KPMG as FTI Consulting, Inc.'s independent registered public accounting firm for the year ending December 31, 2024 requires a majority of the votes cast at the Annual Meeting on the proposal to be voted "FOR" this proposal. Abstentions will not be counted as votes cast either "FOR" or "AGAINST" Proposal No. 2 and will have no effect on the results of the vote on this proposal.

The Board of Directors Unanimously Recommends That You Vote FOR Proposal No. 2.

PROPOSAL NO. 3 — VOTE ON AN ADVISORY (NON-BINDING) RESOLUTION TO APPROVE THE COMPENSATION OF THE NAMED EXECUTIVE OFFICERS FOR THE YEAR ENDED DECEMBER 31, 2023 AS DESCRIBED IN THE PROXY STATEMENT

Our shareholders have the opportunity to vote on an advisory (non-binding) resolution (“say-on-pay”) to approve the compensation of our NEOs identified in the section titled “Information About Our Executive Officers And Compensation — Compensation Discussion And Analysis — Named Executive Officers” for the year ended December 31, 2023 on [page 36](#) of this Proxy Statement. The Compensation Discussion And Analysis (“CD&A”) beginning on [page 36](#) of this Proxy Statement describes the material elements of our NEO compensation policies and program, and the principles and objectives that informed our compensation decisions, for the year ended December 31, 2023.

We conduct continuous investor engagement and outreach throughout the year. [Page 43](#) of the CD&A describes our 2023 shareholder engagement and outreach, and [pages 49](#) through [63](#) of the CD&A describe the executive compensation program adopted by our Compensation Committee for 2023. In addition, the section of the CD&A titled “Information About Our Executive Officers And Compensation — Compensation Discussion And Analysis — What Guides Our Program — How We Make Compensation Decisions — Role of Peer Companies” beginning on [page 47](#) describes the peer group that we selected for the purpose of considering 2023 NEO compensation.

The design of our compensation program has remained consistent year-over-year. When making compensation decisions for 2023, the Compensation Committee considered the significant efforts of the NEOs to deliver solid financial results while successfully navigating a period of change and volatility as a result of political, economic and financial conditions beyond their control and the lingering effects of COVID-19, as well as management’s ability to meet the evolving needs of our clients, employees and shareholders. Our NEOs’ 2023 compensation program has been designed to:

- **PROVIDE** our NEOs with competitive total pay opportunities to retain, motivate and attract talented executive officers.
- **MAINTAIN** continuity of executive management by delivering opportunities for our CEO and other NEOs to earn competitive compensation.
- Structure our executive compensation program to **ALIGN THE INTERESTS** of our CEO and other NEOs with those of our **shareholders** by encouraging solid corporate growth and the prudent management of risks and rewards.
- **BALANCE** the emphasis on short-term and long-term compensation opportunities, focusing on the attainment of financial and strategic goals that contribute to the creation of shareholder value.
- Place a significant percentage of each NEO’s total compensation opportunity **AT-RISK** and subject to the attainment of financial goals that drive or measure the creation of shareholder value.
- **Pay-for-PERFORMANCE.**
- Manage our executive compensation program **CONSISTENTLY** among our CEO and other participating NEOs.
- **Limit** perquisites and other non-performance-based entitlements.

The say-on-pay vote is not intended to address any specific item of compensation but rather the overall compensation of our NEOs for 2023 as described in the Proxy Statement for the Annual Meeting.

The say-on-pay vote being presented pursuant to Section 14A of the Exchange Act is advisory and not binding on the Company, the Compensation Committee or the Board. Although the vote is non-binding, the Committee will review the voting results in connection with its ongoing evaluation of the Company’s executive compensation program, principles and objectives. At the 2023 Annual Meeting, our shareholders voted to have a say-on-pay vote each year. Accordingly, we intend to seek the advisory vote of our shareholders on say-on-pay annually.

We believe that the information provided in this Proxy Statement demonstrates our commitment and the commitment of our Compensation Committee to our pay-for-performance philosophy. The Board recommends that you approve the 2023 compensation of our NEOs for the year ended December 31, 2023 as described in the Proxy Statement by approving the following advisory (non-binding) resolution:

“RESOLVED, that the shareholders approve, on an advisory (non-binding) basis, the compensation of the Company’s named executive officers for the year ended December 31, 2023 as described in the Proxy Statement.”

Shareholder Approval Required. The approval of the advisory (non-binding) resolution approving the compensation of our NEOs for the year ended December 31, 2023 as described in this Proxy Statement requires a majority of the votes cast on this proposal at the Annual Meeting to be voted “FOR” this proposal. Abstentions and broker non-votes will not be counted as votes cast either “FOR” or “AGAINST” Proposal No. 3 and will have no effect on the results of the vote on this proposal.

The Board of Directors Unanimously Recommends That You Vote FOR Proposal No. 3.

SECURITY OWNERSHIP OF CERTAIN BENEFICIAL OWNERS AND MANAGEMENT

There were 35,638,643 shares of our Common Stock issued and outstanding as of the close of business on the Record Date. The following table shows the beneficial ownership of our Common Stock by:

- each of the NEOs named in this Proxy Statement;
- each person known by us to own beneficially more than 5% of our outstanding shares of Common Stock;
- each of our directors and director nominees; and
- all of our current executive officers and directors as a group.

For the executive officers, directors and director nominees, the beneficial ownership information is presented as of the close of business on the Record Date, except as otherwise noted. For the shareholders who own beneficially more than 5% of our outstanding shares of Common Stock, the information is presented as of the date of the most recent Schedule 13G/A filed by each such shareholder with the SEC as of the date of this Proxy Statement.

The amounts and percentages of shares of Common Stock beneficially owned are reported on the basis of SEC regulations governing the determination of beneficial ownership of securities. Under SEC rules, a person is deemed to be a “beneficial owner” of a security if that person has or shares voting power or investment power, which includes the power to dispose of or to direct the disposition of such security. A person is also deemed to be a beneficial owner of any securities with respect to which that person has a right to acquire beneficial ownership within 60 days. Securities that can be so acquired are deemed to be outstanding for purposes of computing such person’s ownership percentage, but not for purposes of computing any other person’s percentage. Under these rules, more than one person may be deemed to be a beneficial owner of the same securities, and a person may be deemed to be a beneficial owner of securities as to which such person has no economic interest. Except as otherwise indicated in the footnotes to this table, each of the beneficial owners listed has, to our knowledge, sole voting and investment power with respect to the indicated shares of Common Stock, and has not pledged any of our securities to secure or serve as collateral for any indebtedness or other obligations.

NAME OF BENEFICIAL OWNER ⁽¹⁾	NUMBER OF COMMON SHARES OWNED	UNVESTED RESTRICTED SHARES	RIGHT TO ACQUIRE VESTED AND EXERCISABLE STOCK-BASED OPTIONS	TOTAL SHARES BENEFICIALLY OWNED	PERCENTAGE OF SHARES BENEFICIALLY OWNED (%)
Steven H. Gunby ⁽²⁾	282,541	18,888	186,472	487,901	1.37
Ajay Sabherwal	12,570	5,160	13,065	30,795	*
Paul Linton	39,124	5,160	92,805	137,089	*
Curtis P. Lu	25,724	5,160	13,663	44,547	*
Holly Paul	19,786	4,821	—	24,607	*
Brenda J. Bacon	13,963	1,329	—	15,292	*
Mark S. Bartlett	25,625	1,329	—	26,954	*
Elsy Boglioli ⁽³⁾	191	—	—	191	*
Claudio Costamagna	31,531	—	—	31,531	*
Nicholas C. Fanandakis ⁽⁴⁾	10,642	—	—	10,642	*
Gerard E. Holthaus ⁽⁵⁾	67,477	1,329	—	68,806	*
Stephen C. Robinson	1,809	1,329	—	3,138	*
Laureen E. Seeger ⁽⁶⁾	8,794	—	—	8,794	*
BlackRock, Inc. ⁽⁷⁾ 50 Hudson Yards New York, NY 10001	3,069,825	—	—	3,069,825	8.60
Kayne Anderson Rudnick Investment Management, LLC ⁽⁸⁾ 2000 Avenue of the Stars, 2nd Floor Suite 1110 Los Angeles, CA 90067	3,385,629	—	—	3,385,629	9.53
Mawer Investment Management Ltd. ⁽⁹⁾ 600, 517 – 10 th Avenue SW Calgary, Alberta, Canada T2R 0A8	3,872,664	—	—	3,872,664	10.91
The Vanguard Group, Inc. ⁽¹⁰⁾ 100 Vanguard Blvd. Malvern, PA 19355	3,554,398	—	—	3,554,398	10.00
Victory Capital Management Inc. ⁽¹¹⁾ 4900 Tiedeman Rd. 4 th Floor Brooklyn, OH 44144	1,989,514	—	—	1,989,514	5.60
All current directors and executive officers as a group (14 persons)	543,777	46,005	306,005	895,787	2.51

* = Less than 1%







⁽¹⁾ Unless otherwise specified, the address of these persons is c/o FTI Consulting, Inc.’s executive office at 555 12th Street NW, Suite 700, Washington, D.C. 20004.

TABLE OF CONTENTS

- (2) The reported beneficial ownership of Steven Gunby includes 3,689 shares of Common Stock issuable on account of restricted stock units scheduled to vest on March 8, 2024.
- (3) The reported beneficial ownership of Elsy Boglioli includes 191 shares of Common Stock issuable on account of underlying unvested restricted stock units scheduled to vest on April 7, 2024.
- (4) The reported beneficial ownership of Nicholas C. Fanandakis excludes 1,492 shares of Common Stock issuable on account of vested deferred stock units because such shares are not issuable within 60 days following the Record Date.
- (5) The reported beneficial ownership of Gerard E. Holthaus excludes 37,500 shares of Common Stock issuable on account of vested deferred stock units because such shares are not issuable within 60 days following the Record Date.
- (6) The reported beneficial ownership of Laureen E. Seeger excludes 4,272 shares of Common Stock issuable on account of vested deferred stock units and 1,329 shares of Common Stock issuable on account of unvested deferred stock units because such shares are not issuable within 60 days following the Record Date.
- (7) Information is based on Schedule 13G/A filed with the SEC on January 25, 2024 reporting (i) sole power to vote or direct the vote of 2,989,926 shares, (ii) shared power to vote or direct the vote of zero shares, (iii) sole power to dispose or direct the disposition of 3,069,825 shares and (iv) shared power to dispose or direct the disposition of zero shares, of the Company's Common Stock. BlackRock, Inc. reports that various persons have the right to receive or the power to direct the receipt of dividends from, or the proceeds from the sale of, the Common Stock and no one other person's, except BlackRock Fund Advisors, interest in the Common Stock is more than 5% of the total outstanding shares of Common Stock.
- (8) Information is based on Schedule 13G/A filed with the SEC on February 13, 2024 reporting (i) sole power to vote or direct the vote of 2,334,895 shares, (ii) shared power to vote or direct the vote of 694,740 shares, (iii) sole power to dispose or direct the disposition of 2,690,889 shares and (iv) shared power to dispose or direct the disposition of 694,740 shares, of the Company's Common Stock.
- (9) Information is based on Schedule 13G/A filed with the SEC on February 5, 2024 reporting (i) sole power to vote or direct the vote of 3,604,978 shares, (ii) shared power to vote or direct the vote of zero shares, (iii) sole power to dispose or direct the disposition of 3,872,664 shares and (iv) shared power to dispose or direct the disposition of zero shares, of the Company's Common Stock.
- (10) Information is based on Schedule 13G/A filed with the SEC on March 11, 2024 reporting (i) sole power to vote or direct the vote of zero shares, (ii) shared power to vote or direct the vote of 12,577 shares, (iii) sole power to dispose or direct the disposition of 3,504,552 shares and (iv) shared power to dispose or direct the disposition of 49,846 shares, of the Company's Common Stock. The Vanguard Group reports that its clients, including investment companies registered under the Investment Company Act of 1940 and other managed accounts, have the right to receive or the power to direct the receipt of dividends from, or the proceeds from the sale of, the reported securities in the Schedule 13G/A, and no one other person's interest in the reported securities in the Schedule 13G/A is more than 5%.
- (11) Information is based on Schedule 13G filed with the SEC on February 7, 2024 reporting (i) sole power to vote or direct the vote of 1,952,914 shares, (ii) shared power to vote or direct the vote of zero shares, (iii) sole power to dispose or direct the disposition of 1,989,514 shares and (iv) shared power to dispose or direct the disposition of zero shares, of the Company's Common Stock. Victory Capital Management Inc. reports that its clients, including investment companies registered under the Investment Company Act of 1940 and other managed accounts, have the right to receive or the power to direct the receipt of dividends from, or the proceeds from the sale of, the class of securities reported in the Schedule 13G, and no client has the right to receive or the power to direct the receipt of dividends from, or the proceeds from the sale of, more than 5% of such class.

INFORMATION ABOUT OUR EXECUTIVE OFFICERS AND COMPENSATION

NON-DIRECTOR EXECUTIVE OFFICERS AND KEY EMPLOYEES

NON-DIRECTOR EXECUTIVE OFFICERS and KEY EMPLOYEES	PRINCIPAL BUSINESS EXPERIENCE
 <p>Ajay Sabherwal <i>Chief Financial Officer</i> Officer Since: 2016 Age: 58</p>	<p>Ajay Sabherwal joined the Company in August 2016 as Chief Financial Officer. He held the additional office of Treasurer from March 2022 to December 2022. From July 2010 to August 2016, Mr. Sabherwal was the Executive Vice President and Chief Financial Officer of FairPoint Communications, Inc., a provider of telecommunications services primarily in Northern New England. Mr. Sabherwal is a former director of Prairie Provident Resources Inc., a foreign public company.</p>
 <p>Paul Linton <i>Chief Strategy and Transformation Officer</i> Officer Since: 2014 Age: 53</p>	<p>Paul Linton joined the Company in August 2014 as Chief Strategy and Transformation Officer. From September 2000 to August 2014, Mr. Linton was a management consultant with The Boston Consulting Group, a leading business strategy consulting services firm, where he was most recently a Partner and Managing Director.</p>
 <p>Curtis P. Lu <i>General Counsel</i> Officer Since: 2015 Age: 58</p>	<p>Curtis Lu joined the Company in June 2015 as General Counsel. From June 2010 to June 2015, Mr. Lu was the General Counsel of LightSquared, Inc., a wireless Internet services company. Mr. Lu began his legal career at Latham & Watkins LLP, an international law firm, where he was a litigation partner.</p>
 <p>Holly Paul <i>Chief Human Resources Officer</i> Officer Since: 2014 Age: 53</p>	<p>Holly Paul joined the Company in August 2014 as Chief Human Resources Officer. From 2013 to August 2014, Ms. Paul was Senior Vice President and Chief Human Resources Officer of Vocus, Inc., a publicly traded company offering marketing and public relations software. Prior to 2013, Ms. Paul spent 18 years with PricewaterhouseCoopers LLP, a global public accounting firm, serving in various roles, ultimately rising to become the firm's most senior talent acquisition leader.</p>
 <p>Brendan J. Keating <i>Chief Accounting Officer and Controller</i> Officer Since: 2019 Age: 60</p>	<p>Brendan Keating has held the positions of Chief Accounting Officer and Controller since March 2019. From September 2011 to March 2019, Mr. Keating was Vice President – Assistant Controller of the Company. Mr. Keating served as a Senior Vice President of Accounting Policy and Reporting at Discovery, Inc., a mass media company, from 2008 to 2011.</p>
 <p>Matthew Pachman <i>Vice President – Chief Risk and Compliance Officer</i> Officer Since: 2012 Age: 59</p>	<p>Matthew Pachman has held the position of Vice President – Chief Risk and Compliance Officer since June 2016. Prior to assuming the duties of Chief Risk Officer of the Company in February 2015, Mr. Pachman also held the position of Vice President and Chief Ethics and Compliance Officer from July 2012 to June 2016. Prior to joining FTI Consulting, Mr. Pachman built and led compliance programs at various other companies, including Altegrity Risk International, Inc., a global risk consulting and information services company, the Federal Home Loan Mortgage Corporation, a public government-sponsored enterprise operating in the secondary mortgage market, and MCI Communications Corp., a telecommunications company.</p>

Our officers are elected by, and serve at the pleasure of, our Board, subject to the terms of the written employment arrangements that we have with them.

COMPENSATION DISCUSSION AND ANALYSIS

This Compensation Discussion and Analysis (“CD&A”) section describes the material elements of our executive compensation program and policies and practices, and the principles and objectives of our decisions, with respect to compensation for the year ended December 31, 2023 for our named executive officers (“NEO”).

Named Executive Officers

Our NEOs determined as of December 31, 2023 include the following current executive officers of the Company:

NAME	TITLE
Steven H. Gunby	President and Chief Executive Officer (“CEO”)
Ajay Sabherwal	Chief Financial Officer (“CFO”)
Paul Linton	Chief Strategy and Transformation Officer (“CSTO”)
Curtis P. Lu	General Counsel (“GC”)
Holly Paul	Chief Human Resources Officer (“CHRO”)



⁽¹⁾ See [Appendix A](#) for the definitions of earnings per diluted share ("EPS"), as adjusted ("Adjusted EPS"), EBITDA, as adjusted ("Adjusted EBITDA"), and other financial measures used for financial reporting purposes referred to in this proxy statement ("Proxy Statement"), which have not been presented or prepared in accordance with generally accepted accounting principles in the United States ("GAAP") that are considered not in conformity with GAAP ("non-GAAP"), and the reconciliations of non-GAAP financial measures to the most directly comparable GAAP financial measures, as well as the reasons management believes these non-GAAP financial measures provide useful information to investors. For purposes of determining annual incentive pay ("AIP") for the year ended December 31, 2023 ("2023 AIP"), the Compensation Committee further adjusted the Adjusted EBITDA financial performance metric defined in [Appendix A](#) to exclude the positive impact attributable to the change of the presentation of interest income on forgivable loans on the Company's Consolidated Statement of Comprehensive Income for the quarter and annual period ended December 31, 2023. The Compensation Committee did not further adjust the Adjusted EPS financial performance metric defined in [Appendix A](#) to determine 2023 AIP. See the section of this CD&A titled "— 2023 Pay Outcomes — 2023 Annual Incentive Pay — Financial Metrics" beginning on [page 51](#) and [Appendix B](#) for the definitions of the non-GAAP financial measures, including the description of the further adjustment to Adjusted EBITDA, for determining 2023 AIP of our NEOs and the reconciliations of such non-GAAP financial measures to the most directly comparable GAAP financial measures.

Business Overview

FTI Consulting is the leading global expert firm for organizations facing crisis and transformation. With more than 7,900 employees located in 31 countries and territories, we are the Company our clients call on when they are facing their most significant opportunities and challenges.

The Company is organized into five business segments. Individually, each segment is a leader in its own right, staffed with experts recognized for the depth of their knowledge, and has a track record of delivering client value.

Corporate Finance & Restructuring 39% of Revenues ⁽¹⁾	Focuses on the strategic, operational, financial, transactional and capital needs of clients and delivers a wide range of service offerings related to restructuring, business transformation, strategy and transactions.
Forensic and Litigation Consulting 19% of Revenues ⁽¹⁾	Provides a range of multidisciplinary and independent services related to risk advisory, investigations and disputes.
Economic Consulting 22% of Revenues ⁽¹⁾	Analyzes complex economic issues for use in legal, regulatory and international arbitration proceedings, strategic decision making and public policy debates.
Technology 11% of Revenues ⁽¹⁾	Offers a comprehensive portfolio of consulting and services for information governance, privacy and security, electronic discovery (e-discovery) and insight analytics.
Strategic Communications 9% of Revenues ⁽¹⁾	Develops and executes communications strategies to manage change and mitigate risk surrounding transformational and disruptive events, including transactions, investigations, disputes, crises, regulation and legislation.

⁽¹⁾ Revenue percentages based on consolidated Company revenues for the year ended December 31, 2023.

Our Commitment to Sustainable Growth

2023 was another great year for FTI Consulting, demonstrated by record revenues across all five business segments, and record earnings per share, which we believe is further confirmation of the *fundamental strength of this Company: the unrelenting commitment of our people to deliver for their clients as they face their most significant opportunities and challenges.*

Sustainable growth in professional services results from attracting, developing, promoting and retaining great professionals with ambitions to grow their businesses and deepen their client relationships. Over the last several years, our financial results have shown that if we do the right things for our business over any medium-term period, even though market conditions and quarterly results can fluctuate, through those efforts we can build a powerful growth engine that delivers for our people, clients and shareholders.

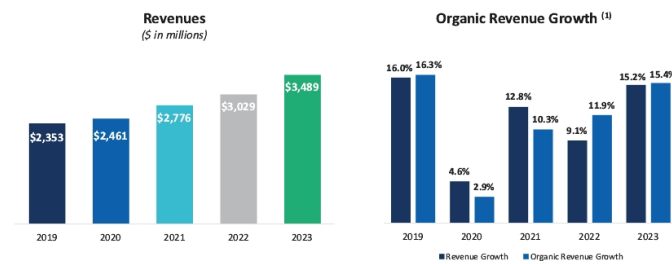
This focus means not overreacting to temporary factors that are out of management's control and being willing to support our strong people and positions in the face of short-term market headwinds because we believe over any multi-year period, the financial performance of great professional services firms is dictated by the components of the business that *can be influenced by management*, such as:

- **Promoting, developing, retaining and attracting talented professionals** who can strengthen and build leading positions in areas of critical client needs.
- **Investing EBITDA** behind key growth areas in which we have a right to win.
- Leveraging investments to build positions that will support **profitable growth on a sustained basis** through a variety of economic conditions.
- Actively evaluating and considering opportunistic acquisitions but committing on a day-in, day-out basis to **growth by organic means**.
- **Maintaining a strong balance sheet** and committing to using our robust cash flow generation to enhance shareholder returns.
- **Creating a diverse, inclusive and high-performing culture** where our professionals can grow their career and achieve their full potential.
- **Being a responsible corporate citizen** that drives positive change in the communities in which we do business.

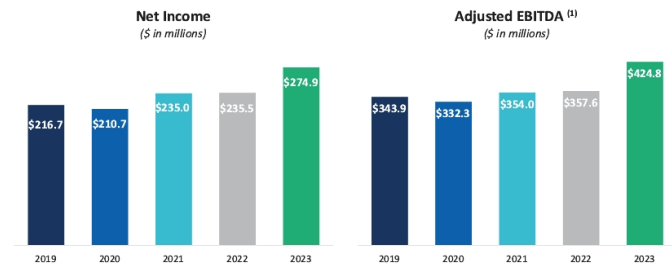
We believe if we continue to have the confidence to not overreact to short-term factors, over the medium term, we will build businesses that great people want to be a part of — segments and practices that attract talented people, that support their ambitions and foster their professional development, and, in turn, allow them to build teams and client relationships that, through the short-term headwinds and tailwinds, become sustainable, powerful, durable and resilient growth engines.

Our Strategy in Action – A Powerful Platform for Sustainable Growth

Diversified Platform Drives Sustained Revenue Growth
Multi-year trajectory of record revenues supported by robust organic growth



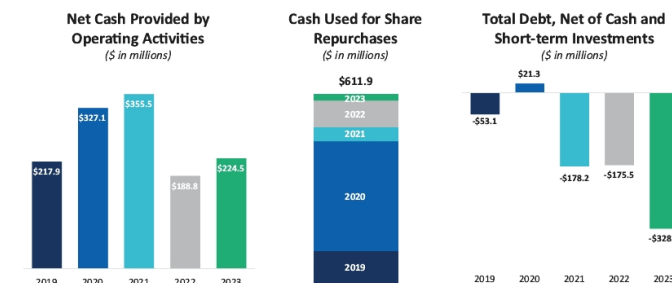
Focus on Profitable Growth
Committed to driving profitability over the medium term while investing behind leading people and positions



Robust Earnings Growth
GAAP and Adjusted Earnings per Share ("EPS") have increased 36% and 33%, respectively, since 2019



Strong Balance Sheet and Disciplined Approach to Capital Allocation
Committed to using our robust cash flow generation to enhance shareholder returns



(1) See [Appendix A](#) for the definitions of Adjusted EBITDA, Adjusted EPS, organic revenue growth and other non-GAAP financial measures used for financial reporting purposes referred to in this CD&A and the reconciliations of non-GAAP financial measures to the most directly comparable GAAP financial measures,

as well as the reasons management believes these non-GAAP financial measures provide useful information to investors. For purposes of determining 2023 AIP, the Compensation Committee further adjusted the Adjusted EBITDA financial performance metric defined in [Appendix A](#) to exclude the positive impact attributable to the change of the presentation of interest income on forgivable loans on the Company's Consolidated Statement of Comprehensive Income for the quarter and annual period ended December 31, 2023. The Compensation Committee did not further adjust the Adjusted EPS financial performance metric defined in [Appendix A](#) to determine 2023 AIP. See the section of this CD&A titled "— 2023 Pay Outcomes — 2023 Annual Incentive Pay — Financial Metrics" beginning on [page 51](#) and [Appendix B](#) for the definitions of the non-GAAP financial measures, including the description of the further adjustment to Adjusted EBITDA, for determining 2023 AIP of our NEOs and the reconciliations of such non-GAAP financial measures to the most directly comparable GAAP financial measures.

Our Disciplined Approach to Capital Allocation

FTI Consulting's management team, together with its Board of Directors, believes organic growth is the best strategy to achieve **sustainable growth in professional services**. The Board has made a **commitment to grow, first and foremost, by organic means**. Our commitment to this strategy has driven sustained growth: **the Company has averaged double-digit organic revenue growth over the last six years and has delivered Adjusted EPS growth for nine consecutive years**.

Given our commitment to grow by organic means on a day-in, day-out basis, **management and the Board take a very disciplined approach to acquisitions**, which is informed by the following characteristics:

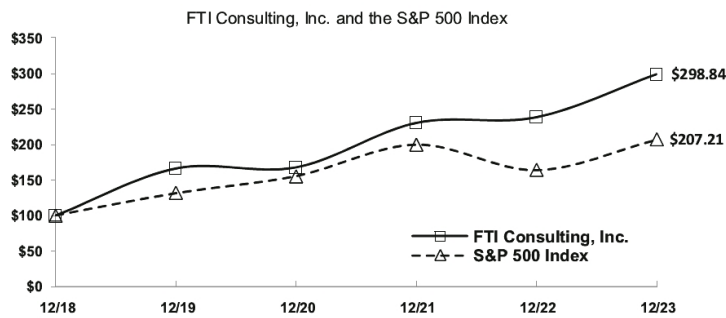
- **Buy versus build:** We look at the cost of an acquisition versus the cost to grow organically by attracting, developing and retaining the best professionals in the market.
- **Focus on revenue metrics:** We are focused on revenue metrics versus "adjusted," non-GAAP financial metrics.
- **Cash-on-cash return:** We look at the cash-on-cash return over a defined payback period.
- **Our approach to earn-outs:** We have committed to paying less up front and more performance-based incentives over time, even if it negatively impacts our earnings in the short term.
- **Alignment and sponsorship:** Acquisitions are difficult to integrate and position for success, and they are even more difficult in professional services, because the assets you are acquiring walk in and out the door every day. Therefore, we look at alignment with the target by developing relationships and committing to sponsorship among management to support the successful integration and growth of the acquired business.

Moreover, the Board's discipline extends beyond capital intensity, as demonstrated by the Compensation Committee's authority to use discretion with NEO compensation for individual performance, as well as by authorizing further adjustments to our Adjusted EPS and Adjusted EBITDA financial performance metrics for compensation purposes. In fact, the definitions of our Adjusted EPS and Adjusted EBITDA financial metrics for AIP clearly state that the Compensation Committee has the discretion to exclude operating results of businesses discontinued, sold or acquired, among other items.

Strong Track Record of Delivering Enhanced Shareholder Returns

The strength of our financial performance and strategic accomplishments over the past five years is reflected in our total shareholder return (“TSR”). The following graph compares the annual TSR for the five-year period ended December 31, 2023 of FTI Consulting’s common stock, par value \$0.01 per share (“Common Stock”), with the Standard & Poor’s 500® Index (the “S&P 500 Index”), assuming an investment of \$100.00 on December 31, 2018 for fiscal years ending December 31 in the S&P 500 Index, including reinvestment of dividends. As of December 31, 2023, such initial \$100.00 investment in the Company’s Common Stock and the S&P 500 Index would have been valued at \$298.84 per share and \$207.21 per share, respectively.

COMPARISON OF 5-YEAR CUMULATIVE TOTAL RETURN *



* \$100 invested on 12/31/18 in stock or index, including reinvestment of dividends. Fiscal year ending December 31.

Copyright ©2024 Standard & Poor’s, a division of S&P Global. All rights reserved.

Our Executive Compensation Practices

The Compensation Committee continues to refine our executive compensation program to align with evolving competitive and governance practices, respond to feedback from our shareholders, and strengthen the link to performance and the rigor of our program. This includes the following key principles:

- **PAY-FOR-PERFORMANCE ALIGNMENT:** Total at-risk compensation for our CEO and other NEOs was 88.9% and 66.7%, respectively, in 2023.
- **FOCUS ON FINANCIAL PERFORMANCE:** The weighting of AIP opportunity based on financial performance metrics for our CEO and other NEOs was 75% and 66.7%, respectively, in 2023.
- **FOCUS ON INDIVIDUAL PERFORMANCE:** The individual performance component of AIP opportunity for our CEO and other NEOs was 25% and 33.3%, respectively, in 2023. The CD&A provides detailed quantitative and qualitative disclosures to support the individual performance component of our AIP opportunity for our CEO and other NEOs.
- **PERFORMANCE-BASED EQUITY AWARDS:** Percentage of performance-based restricted stock units (“Performance RSU”) in the long-term incentive pay (“LTIP”) opportunity to our CEO and other NEOs was 66.7% and 60%, respectively, in 2023, with the balance in awards of restricted stock units (“RSU”) in the case of our CEO and restricted stock awards (“RSA”) in the case of our other NEOs.
- **RIGOROUS PERFORMANCE LTIP METRIC:** Performance metric based on FTI Consulting’s TSR compared with the TSR of the adjusted S&P 500 Index (“Relative TSR”), at target and maximum was set at the 55th and 80th percentiles for our CEO, and the 50th and 75th percentiles for the other NEOs, respectively, in 2023.
- **CAPPED LTIP PAYOUTS FOR NEGATIVE COMPANY RELATIVE TSR:** CEO and other NEO payouts when the Company’s TSR is negative are capped at 100% of target.
- **PEER GROUP BENCHMARKING:** CEO compensation is benchmarked to chief executive officer compensation of our peer group companies every other year.

2023 Executive Compensation Program and Decisions at a Glance

The below diagrams describe the key elements of our executive compensation program and decisions for the year ended December 31, 2023:

CEO COMPENSATION

AWARD	FORM	PERFORMANCE METRICS	2023 FINAL PAY OUTCOME
Annual Cash Base Salary	Fixed Cash \$1,000,000	N/A	\$1,000,000
Total AIP Opportunity at Target \$2,000,000 (2.0x Annual Cash Base Salary)			
AIP	AIP Target Opportunity as % of Annual Cash Base Salary Threshold – 100% (\$1,000,000) Target – 200% (\$2,000,000) Maximum – 300% (\$3,000,000)	Metric as % of Total AIP Opportunity Adjusted EPS – 37.5% Adjusted EBITDA – 37.5% Individual Performance – 25%	\$2,474,965 (124% of Target)
	Form of Payment as % of Total AIP Cash – 75% RSAs – 25%		
Total LTIP Opportunity at Target \$6,000,000 (6.0x Annual Cash Base Salary)			
LTIP	Time-Based RSUs		
	Time-Based RSU Opportunity as % of Total LTIP Opportunity at Target 33.33% (\$2,000,000)	N/A	Three-Year Pro Rata Vesting Period
	Performance RSUs		
	Performance RSU Opportunity as % of Total LTIP Opportunity at Target 66.67% (\$4,000,000) (“CEO Performance RSU Target”) Performance RSU Payout Opportunity as % of CEO Performance RSU Target Threshold – 50% (\$2,000,000) Target – 100% (\$4,000,000) Maximum – 150% (\$6,000,000)	Company Relative TSR Threshold – 25 th Percentile Target – 55 th Percentile Maximum – 80 th Percentile	Three-Year Performance Period Ending 12/31/2025

NEOs (Other than CEO) COMPENSATION

AWARD	FORM	PERFORMANCE METRICS	2023 FINAL PAY OUTCOME
Annual Cash Base Salary	Fixed Cash \$700,000	N/A	\$700,000
Total AIP Opportunity at Target \$700,000 (1.0x Annual Cash Base Salary)			
AIP	AIP Target Opportunity as % of Annual Cash Base Salary Threshold – 50% (\$350,000) Target – 100% (\$700,000) Maximum – 150% (\$1,050,000)	Metric as % of Total AIP Opportunity Adjusted EPS – 33.33% Adjusted EBITDA – 33.33% Individual Performance – 33.34%	CFO, CSTO, GC, CHRO \$886,654 (127% of Target)
	Form of Payment as % of Total AIP Cash – 100%		
Total LTIP Opportunity at Target \$700,000 (1.0x Annual Cash Base Salary)			
LTIP	Time-Based RSAs		
	Time-Based RSA Opportunity as % of Total LTIP Opportunity at Target 40% (\$280,000)	N/A	Three-Year Pro Rata Vesting Period
	Performance RSUs		
	Performance RSU Opportunity as % of Total LTIP Opportunity at Target 60% (\$420,000) (“NEO Performance RSU Target”) Performance RSU Payout Opportunity as % of NEO Performance RSU Target Threshold – 50% (\$210,000) Target – 100% (\$420,000) Maximum – 150% (\$630,000)	Company Relative TSR Threshold – 25 th Percentile Target – 50 th Percentile Maximum – 75 th Percentile	Three-Year Performance Period Ending 12/31/2025

2023 Shareholder Engagement and Outreach

Most Recent Say-on-Pay Vote Results

At our annual meeting of shareholders on June 7, 2023 (the “2023 Annual Meeting”), our shareholders expressed support for our executive compensation program with approximately **88%** of the votes cast in favor of our say-on-pay proposal approving NEO compensation for the year ended December 31, 2022. Our 2023 compensation decisions were informed by shareholder discussions conducted in late 2022 and early 2023, facilitated through outreach to our top 20 non-executive shareholders, representing approximately 70% of our outstanding shares. Discussions with our shareholders reinforced our belief that the changes we have adopted over the past several years were responsive to our shareholders’ feedback. See the sections of this CD&A titled “— What Guides Our Program — Compensation Philosophy” and “— What Guides Our Program — How We Make Compensation Decisions — The Decision-Making Process” for discussions of our guiding compensation principles on [page 44](#) and [page 45](#), respectively.

Following our 2023 Annual Meeting, feedback on the compensation changes we enacted over the past several years was positive. We continued to reach out to our top 20 non-executive shareholders throughout 2023, representing an aggregate of approximately **70%** of our outstanding shares of Common Stock as of December 31, 2023, to offer them one-on-one meetings where we discussed key topics, including our executive compensation program, equity compensation, disclosure, peer group selection, and environmental-, social- and governance-related topics. See the sections of this CD&A titled “— What Guides Our Program — Compensation Philosophy” and “— What Guides Our Program — How We Make Compensation Decisions — Role of Peer Companies” for discussions of our guiding compensation principles and our peer group on [page 44](#) and beginning on [page 47](#), respectively.

Compensation Governance Practices

Our executive compensation program is administered by our independent Compensation Committee. In addition to designing an executive compensation program that incentivizes long-term value creation, our program is contingent on achieving specific financial goals, and our compensation practices include a number of key features highlighted below:

- ✓ Pay-for-performance — with approximately 88.9% of compensation at-risk for our CEO and 66.7% at-risk for each other NEO in 2023.
- ✓ Appropriate balance between short-term and long-term pay.
- ✓ Robust stock ownership requirements: our CEO: seven times (7.0x) annual cash base salary, and each other NEO: three times (3.0x) annual cash base salary in 2023. This ownership requirement represents an **increase from five times (5.0x) annual cash base salary for our CEO and one times (1.0x) annual cash base salary for each other NEO in 2022.**
- ✓ No automatic acceleration of equity awards on a “Change in Control” (as defined in the applicable equity compensation plan).
- ✓ Anti-hedging and pledging policies.
- ✓ New York Stock Exchange (“NYSE”) compliant Compensation Recoupment (Clawback) Policy.
- ✓ Use of independent consultant to advise Compensation Committee.

What Guides Our Program

Compensation Philosophy

Our Compensation Committee strongly believes that NEO compensation — both pay opportunities and pay realized — should be linked with the Company’s operational performance and the creation of shareholder value. Our Compensation Committee designs our executive compensation program to accomplish our goals of:

- **ATTRACTING** executive officer candidates with competitive compensation opportunities that are appropriate for our business, size and geographic diversity.
- **MAINTAINING CONTINUITY** of executive management by delivering opportunities for our NEOs to earn competitive compensation.
- Structuring our executive compensation program to **ALIGN THE INTERESTS** of our NEOs with those of our shareholders by encouraging solid corporate growth and the prudent management of risks and rewards.
- **BALANCING** the emphasis on short-term and long-term compensation opportunities, focusing on the attainment of financial and strategic goals that contribute to the creation of shareholder value.
- Placing a significant percentage of each NEO’s total compensation opportunity **AT-RISK** and subject to the attainment of financial- or market-based goals that drive or measure the creation of shareholder value.
- Paying for **PERFORMANCE**.
- Managing our executive compensation program for our non-CEO executives **CONSISTENTLY** among our participating NEOs.
- **LIMITING PERQUISITES** and other non-performance-based entitlements.

How We Make Compensation Decisions

The Decision-Making Process

The below diagram illustrates the continuous process that is followed to establish our executive compensation program, which aligns our NEOs' interests with the interests of our shareholders by incentivizing shareholder value creation through challenging goals.

QUARTERLY	SECOND AND/OR THIRD QUARTERS	FOURTH QUARTER	FIRST QUARTER
<ul style="list-style-type: none"> ■ Management/Board review business strategy, Company performance and competitive environment ■ Compensation Committee evaluates executive compensation financial performance metrics against Company financial results 	<ul style="list-style-type: none"> ■ Every other year, Compensation Committee selects peer group with advice of its independent compensation adviser ■ Every other year, independent compensation adviser conducts a competitive market analysis of chief executive officer and other executive officer compensation of the applicable peer group companies and reviews and discusses with Compensation Committee 	<ul style="list-style-type: none"> ■ Management makes executive compensation program design and payment opportunity recommendations for upcoming year ■ Compensation Committee develops or adopts changes to the annual executive compensation program with advice from its independent compensation adviser 	<ul style="list-style-type: none"> ■ Compensation Committee consults the Audit Committee to evaluate Company financial performance prior to formal announcement of year-end financial results ■ Compensation Committee evaluates CEO individual performance ■ CEO evaluates individual performance of other NEOs and advises Compensation Committee ■ Compensation Committee establishes payments for applicable bonus year ■ Compensation Committee considers the latest competitive market analysis of chief executive officer compensation of the applicable peer group companies to inform CEO compensation decisions ■ Management presents budget for upcoming fiscal year ■ Compensation Committee finalizes executive compensation program design and payment opportunities for current fiscal year with advice from its independent compensation adviser ■ Compensation Committee sets CEO annual individual performance goals ■ CEO sets annual individual performance goals of other NEOs

Role of Compensation Committee

The Compensation Committee oversees the executive compensation program for our NEOs. The Compensation Committee is composed of independent, non-employee members of the Company's Board. The Compensation Committee works very closely with its independent advisers and management to examine the effectiveness of the Company's executive compensation program throughout the year. Details of the Committee's authority and responsibilities are specified in the Charter of the Compensation Committee, which may be accessed on the Company's website under "About FTI — Governance" and at <https://www.fticonsulting.com/-/media/files/us-files/our-firm/guidelines/charter-of-the-compensation-committee-of-the-board-of-directors.pdf>.

Role of Management

The Compensation Committee and the Board solicit recommendations from our CEO and other officers regarding compensation matters, including the compensation of executive officers and key employees other than our CEO. They assist the Compensation Committee by providing information such as financial results, short-term and long-term business and financial plans, and strategic objectives, as well as their views on compensation programs and levels. Our CEO attended all Compensation Committee meetings held during 2023, other than meetings and executive sessions to which he was not invited. Our CEO did not participate in the Compensation Committee discussions regarding his individual performance and final annual compensation. Only members of the Compensation Committee vote on matters before that committee.

Role of the Compensation Advisers

Under the Charter of the Compensation Committee, the Compensation Committee is authorized to select, retain and direct the activities, and terminate the services, of compensation advisers, as well as approve fees and expenses of such advisers. During 2023, the Compensation Committee retained the services of Pearl Meyer & Partners, LLC ("Pearl Meyer") to provide advice to the Compensation Committee on certain executive compensation matters. In addition, during 2023, the Compensation Committee consulted Dechert LLP ("Dechert") on certain legal aspects of executive officer compensation. During 2023, the Compensation Committee requested advice on a variety of issues from Pearl Meyer, including our annual and long-term executive incentive compensation program structures, performance metrics and individual award levels, CEO pay-for-performance, equity award accelerated vesting terms, non-employee director compensation, the voting policies of proxy advisers and the composition of our compensation peer group, as well as our say-on-pay proposal and other compensation disclosures included in our proxy statement for our 2023 Annual Meeting. Neither Pearl Meyer nor the Company provided any services to the other during 2023, apart from the advisory services provided by Pearl Meyer to the Compensation Committee. Dechert provided services to the Company as outside executive compensation counsel. In such capacity, Dechert advised the Company regarding general governance inquiries related to executive compensation matters, periodic securities law advice regarding equity grant practices and employment matters, periodic tax advice relating to non-qualified deferred compensation and equity grants, and general advice regarding our say-on-pay proposal and other compensation disclosures in our proxy statement for our 2023 Annual Meeting. The Company routinely is engaged by Dechert to provide services to it or its clients in the ordinary course of our business. After consideration of the above factors, including any relationships with any Compensation Committee member or executive officer of the Company, if applicable, as well as information supplied by Pearl Meyer, including its independence letter, the Compensation Committee concluded that Pearl Meyer was independent and not subject to any conflicts of interest when providing services to the Compensation Committee. After considering Dechert's relationships with the Company and its subsidiaries, and Dechert's conflicts of interest policy and practices, the Compensation Committee concluded that Dechert is not independent but determined that it offers unique, well-rounded perspectives on our executive officer compensation and other matters and that the legal advice it provides is aligned with the interests of the Company. The Compensation Committee currently intends to continue to consult with Pearl Meyer and applicable outside counsel on executive officer compensation and other matters from time to time.

Role of Peer Companies

The Compensation Committee periodically reviews various data sources to understand the competitive pay environment. One such data source is a custom peer group of publicly traded companies. The Compensation Committee determined that the development of a peer group and the related competitive market analysis would occur every other year and for 2022 and 2023 the applicable analysis was conducted in 2021:

Peer Group Development and Pay Study Conducted during:	Informs NEO Pay Decisions with Respect to the Following Years:	Process and Outcome Disclosed in the Following Years:
2021	2022 and 2023	2023 and 2024

Accordingly, 2023 executive compensation decisions were informed by a competitive market analysis conducted by the Compensation Committee’s independent compensation adviser, Pearl Meyer, during 2021 using an updated peer group that was also recommended by Pearl Meyer and approved by the Compensation Committee in 2021.

Regarding the executive compensation peer group, the following companies that were included in the previous peer group prior to 2021 have been acquired and, therefore, no longer qualify for inclusion in the final group of companies selected as FTI Consulting’s executive compensation peer group in 2021 (the “2021 Peer Group”): Eaton Vance Corp., Legg Mason, Inc. and Navigant Consulting, Inc. In addition to the above changes, Pearl Meyer recommended and the Compensation Committee approved the following changes for 2021 Peer Group purposes:

Removed	Added
Greenhill & Co., Inc. Oppenheimer Holdings, Inc. Piper Sandler Companies	Booz Allen Hamilton Holding Corporation Exponent, Inc. ICF International, Inc. Jefferies Financial Group, Inc. LPL Financial Holdings, Inc.

The following companies constitute the 2021 Peer Group that was used for the 2021 competitive market study and to inform 2022 and 2023 NEO compensation decisions:

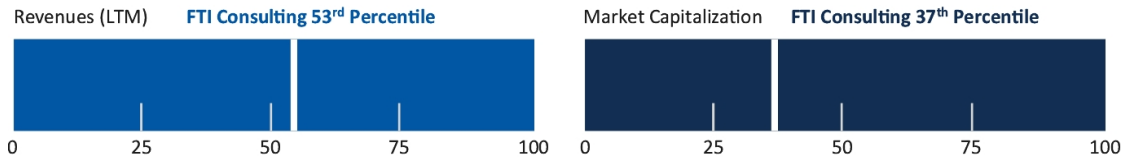
Affiliated Managers Group, Inc. Artisan Partners Asset Management Inc. Booz Allen Hamilton Holding Corporation CRA International, Inc. Evercore Inc.	Franklin Resources, Inc. Houlihan Lokey, Inc. Huron Consulting Group, Inc. ICF International, Inc. Invesco Ltd. Jefferies Financial Group, Inc.	Lazard Ltd. LPL Financial Holdings, Inc. Moelis & Co. PJT Partners, Inc. Stifel Financial Corp. T. Rowe Price Group, Inc.
--	--	--

While developing the peer group, Pearl Meyer and the Compensation Committee reviewed and considered a variety of factors, including the following:

- **Data Availability:** publicly traded companies with comprehensive pay disclosures in the U.S.
- **Industry Relevance:** expert consulting, professional services and financial services
- **Size Relevance:** revenues, earnings before taxes, number of employees
- **Valuation Characteristics:** market cap, P/E ratio
- **Peer Group Overlap:** companies that disclose FTI Consulting as a peer, companies included by third parties as “peers” for FTI Consulting

The below chart ranks the Company as compared with the 2021 Peer Group by revenues and market capitalization as of April 30, 2021.

FTI Consulting vs. 2021 Peer Group ⁽¹⁾



⁽¹⁾ Reflects trailing 12-month revenues (LTM) as of April 1, 2021 (the year in which the 2021 Peer Group was developed).

The Compensation Committee will continue to use a variety of sources, including compensation surveys and Peer Company data, to establish market practices and will consider this data when assessing the competitiveness of the Company's executive compensation. Although the type of review may change over time, the Compensation Committee generally reviews salaries, annual incentives, long-term incentives, incentive designs, severance practices, change in control practices, employment contract provisions and other pay features as needed to assess the Company's pay programs and consider whether they support the Company's strategic objectives and remain competitive with the market.

When setting 2023 CEO compensation, the Compensation Committee continued to reference the 2021 Peer Group and study results through April 2021, which included the findings that the elements of our executive compensation program were substantially consistent with those offered by such peers. Our CEO's target compensation for 2023 ranked between the 25th and 50th percentiles as compared with the 2021 Peer Group, and our other NEOs' target compensation for 2023 ranked below the 25th percentile as compared with the 2021 Peer Group.

Regarding 2023 NEO compensation decisions, the Compensation Committee did not rely solely on data from the competitive market analysis of the 2021 Peer Group that was performed in 2021. Furthermore, the Compensation Committee does not target a specific competitive position versus the market in determining the compensation of such other NEOs. The Compensation Committee believes that, because of the Company's diverse mix of services, strictly benchmarking against the 2021 Peer Group would not provide a meaningful basis for establishing compensation. While the Compensation Committee believes the data from the 2021 competitive market analysis of the 2021 Peer Group is helpful in assessing our competitive position, it also considers a variety of other factors when making pay decisions, including overall Company performance, individual NEO performance and internal equity among such other NEOs.

The Compensation Committee will continue to periodically consider the executive compensation information of the Company's self-selected peer group, as well as competitor pay, alongside our pay-for-performance and long-term value creation objectives, in determining the compensation for our executive officers that best aligns compensation and shareholder interests in the future.

2023 Executive Compensation Program

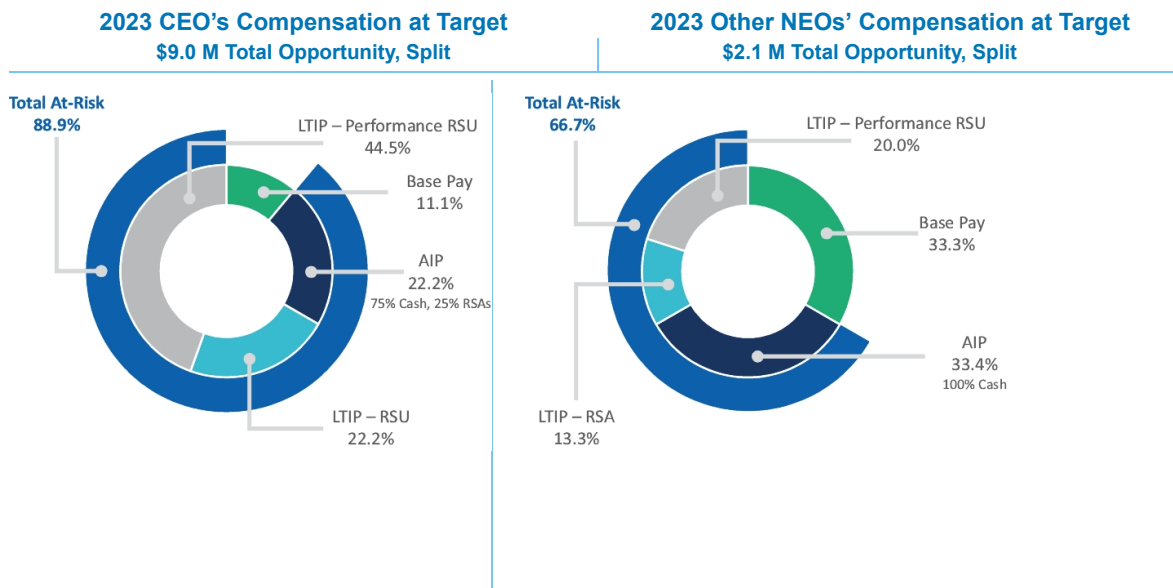
Components of Compensation

Our executive compensation program is composed of three primary elements: annual cash base salary, AIP and LTIP. Each element is structured to complement one another and establish a balanced pay-for-performance structure, which aligns with our pay-for-performance compensation philosophy:

	PAY COMPONENT	RATIONALE
Annual		<ul style="list-style-type: none"> Attracts and retains qualified talent
	Cash Base Salary	<ul style="list-style-type: none"> Fairly compensates the executive based on experience, skills, responsibilities and abilities Provides only fixed source of cash compensation
	AIP Opportunity	<ul style="list-style-type: none"> Motivates and rewards executive to achieve key financial and individual objectives Aligns executive and shareholder interests through performance measures that contribute to shareholder value creation Measures executive performance on accomplishment of pre-established strategic objectives
Long-Term	Performance RSU Opportunity	<ul style="list-style-type: none"> Incentivizes and rewards for strong market performance as measured over a three-year period Three-year performance measurement period supports our leadership retention/stability objectives
	Time-Based RSU (CEO) and Time-Based RSA (Other NEOs) Opportunity	<ul style="list-style-type: none"> Aligns interest of the executive with those of shareholders and provides a direct link to growth in shareholder value Three-year vesting period supports our leadership retention/stability objectives

2023 Compensation Mix

Executive compensation is strongly linked to the financial and operational performance, as well as the stock performance, of the Company. The charts below describe the mix of 2023 target compensation and illustrate that our 2023 executive compensation program balances fixed and at-risk pay, with 88.9% of our CEO's target annual total compensation at-risk and 66.7% of our other NEOs' target annual total compensation at-risk:



2023 Pay Outcomes

Annual Cash Base Salary

Generally, the Compensation Committee considers annual cash base salary adjustments for the NEOs on a biannual basis. Each NEO is paid an annual cash base salary in order to fairly compensate the executive based on his or her experience, skills, responsibilities and abilities. The Compensation Committee did not authorize NEO annual cash base salary adjustments for the year ended December 31, 2023. See the section titled “Information About Our Executive Officers And Compensation — Summary Compensation Table” beginning on [page 69](#) of this Proxy Statement for additional information regarding our CEO’s and other NEOs’ annual cash base salaries and other compensation for the year ended December 31, 2023.

2023 Annual Incentive Pay

Program Design

Our 2023 AIP is an annual incentive program that rewards our NEOs for achieving key annual non-GAAP financial metrics and individual performance objectives. The metrics and targets that the Compensation Committee selected for 2023 AIP tie directly to our operational and strategic goals. The objectives and rationale for selecting the 2023 AIP performance metrics were as follows:

AIP PROGRAM DESIGN — CEO

PERFORMANCE METRICS ⁽¹⁾	OPERATING AND STRATEGIC OBJECTIVES	RATIONAL FOR USING PERFORMANCE METRIC	% OF TOTAL AIP OPPORTUNITY BASED ON PERFORMANCE METRICS	TARGET AIP OPPORTUNITY AS % OF ANNUAL CASH BASE SALARY
Adjusted EBITDA	Deliver Adjusted EBITDA growth	Measures the Company’s operating performance, excluding the impact of certain items ⁽¹⁾	37.5%	
Adjusted EPS	Deliver Adjusted EPS growth	Measures the Company’s ability to generate income per share, excluding the impact of certain items, which is indicative of shareholder value ⁽¹⁾	37.5%	200.0%
Individual Performance	Incentivize executives to achieve pre-established short-term and long-term strategic and business objectives	Measures CEO success	25.0%	

AIP PROGRAM DESIGN — OTHER NEOS

PERFORMANCE METRICS ⁽¹⁾	OPERATIONAL OR STRATEGIC OBJECTIVES	RATIONAL FOR USING PERFORMANCE METRIC	% OF TOTAL AIP OPPORTUNITY BASED ON PERFORMANCE METRICS	TARGET AIP OPPORTUNITY AS % OF ANNUAL CASH BASE SALARY
Adjusted EBITDA	Deliver Adjusted EBITDA growth	Measures the Company's operating performance, excluding the impact of certain items ⁽¹⁾	33.3%	
Adjusted EPS	Deliver Adjusted EPS growth	Measures the Company's ability to generate income per share, excluding the impact of certain items, which is indicative of shareholder value ⁽¹⁾	33.3%	100.0%
Individual Performance	Incentivize executives to achieve pre-established short-term and long-term strategic and business objectives	Measures individual NEO success	33.4%	

⁽¹⁾ For purposes of determining 2023 AIP, the Compensation Committee further adjusted the Adjusted EBITDA financial performance metric defined in [Appendix A](#) to exclude the positive impact attributable to the change of the presentation of interest income on forgivable loans on the Company's Consolidated Statement of Comprehensive Income for the quarter and annual period ended December 31, 2023. The Compensation Committee did not further adjust the Adjusted EPS financial performance metric defined in [Appendix A](#) to determine 2023 AIP. See the section of this CD&A titled "— 2023 Pay Outcomes — 2023 Annual Incentive Pay — Financial Metrics" beginning on [page 51](#) and [Appendix B](#) for the definitions of the non-GAAP financial measures, including the description of the further adjustment to Adjusted EBITDA, for determining 2023 AIP of our NEOs, and the reconciliations of such non-GAAP financial measures to the most directly comparable GAAP financial measures.

During the first quarter of 2023, the Compensation Committee set the targets for each of the financial metrics applicable to all NEOs and outlined the key individual performance goals for our CEO for the 2023 bonus year. For the other NEOs, the CEO established their individual performance goals in consultation with them and with the direction of the Compensation Committee.

Financial Metrics

During the first quarter of 2023, the Compensation Committee set the target for the financial metrics of Adjusted EBITDA and Adjusted EPS and outlined the key individual performance goals for our CEO for the 2023 bonus year. For other NEOs, the CEO established their individual performance goals in consultation with them and with the direction of the Compensation Committee. The financial metrics were set taking into account the Company's strategic initiatives, historical financial performance, internal budgeting for the relevant year, external guidance, and expected business and market conditions. The Compensation Committee believes that the financial metrics and AIP opportunities set by the Compensation Committee for 2023 AIP focused the NEOs' attention on factors that drive business growth and shareholder value.

The 2023 target for Adjusted EBITDA of \$397.9 million was set above the actual Adjusted EBITDA of \$357.6 million reported by the Company for the year ended December 31, 2022 and was set at the same time as the 2023 target for Adjusted EPS. The threshold and maximum Adjusted EBITDA metrics were set at 20% below and above the target at \$318.5 million and \$477.5 million, respectively.

The 2023 target for Adjusted EPS of \$7.25 was set above the actual Adjusted EPS of \$6.77 reported by the Company for the year ended December 31, 2022. The 2023 target for Adjusted EPS was established at the midpoint of the external guidance range announced by the Company on February 24, 2023. The threshold and maximum Adjusted EPS metrics were set at 20% below and above the target at \$5.80 and \$8.70, respectively.

For purposes of determining 2023 AIP, the financial performance metrics of Adjusted EBITDA and Adjusted EPS are defined consistently with the definitions of similarly titled financial measures that are considered non-GAAP reported in the Company's annual report on Form 10-K filed with the Securities and Exchange Commission (the "SEC") for the year ended December 31, 2023 (the "2023 Form 10-K"), subject to further adjustments, and the Adjusted EBITDA financial performance metric was further adjusted, as follows:

- We define Adjusted EBITDA, which is a non-GAAP financial measure, as consolidated net income before income tax provision, other non-operating income (expense), depreciation, amortization of intangible assets, remeasurement of acquisition-related contingent consideration, special charges, goodwill impairment charges, gain or loss on sale of a business and losses on early extinguishment of debt, subject to further adjustments, in the sole discretion of the Compensation Committee, to exclude: (1) operating results, including costs and expenses, of operations (including minority interest) discontinued, sold or acquired; (2) the impact of foreign exchange rates different from budget (i.e. – constant currency costs); (3) costs and expenses related to financing activity and gains or losses related to financing activity; (4) unplanned severance costs and (5) litigation settlements and costs.
- We define Adjusted EPS, a non-GAAP financial measure, as earnings per diluted share, excluding the impact of remeasurement of acquisition-related contingent consideration, special charges, goodwill impairment charges, losses on early extinguishment of debt, non-cash interest expense on convertible notes and the gain or loss on sale of a business, subject to further adjustments, in the sole discretion of the Compensation Committee, to: (1) exclude operating results, including costs and expenses, of operations (including minority interest) discontinued, sold or acquired; (2) exclude the impact of foreign exchange rates different from budget (i.e. – constant currency costs); (3) exclude costs and expenses related to financing activity and gains or losses related to financing activity; (4) exclude unplanned severance costs; (5) exclude litigation settlements and costs; (6) exclude any gain or loss reflected in the Company's Consolidated Statement of Income as a result of any sale or other disposition of any business or business segment of the Company in part or in its entirety completed in 2023, to the extent that such gain or loss is not already excluded from Adjusted EPS and (7) include, in the event of a sale or disposition of part of any business or business segment of the Company completed in 2023, the minority interest of such business or business segment subsequent to the closing of the sale or disposition. In the event of any sale or other disposition of any business or business segment of the Company in its entirety completed in 2023, the Adjusted EPS performance metrics may be reduced by an amount equal to the budgeted operating income for such business or business segment for the portion of 2023 subsequent to the closing of such transaction.
- For the year ended December 31, 2023, accrued interest income on forgivable loans is recorded as a reduction to the "direct costs of revenues" and "selling, general and administrative expenses" line items of operating expenses, which had a positive impact on the calculation of Adjusted EBITDA. Previously, these transactions were recorded to "interest income and other." The change has been applied on a prospective basis and prior period financial information has not been recast. For purposes of determining 2023 AIP, the Compensation Committee further adjusted the Adjusted EBITDA performance metric to exclude the positive impact attributable to the change of the presentation of interest income on forgivable loans on the Company's Consolidated Statement of Comprehensive Income for the quarter and annual period ended December 31, 2023.
- The change of the presentation of interest income on forgivable loans on the Company's Consolidated Statement of Comprehensive Income for the annual and quarterly period ended December 31, 2023 had no impact on Adjusted EPS and no further adjustments to Adjusted EPS were authorized by the Compensation Committee for 2023 AIP purposes.
- See [Appendix B](#) for the reconciliations of Adjusted EBITDA (as further adjusted) and Adjusted EPS for 2023 AIP purposes to the most directly comparable GAAP financial measures.

At the time that the Company's initial full-year guidance was provided on February 23, 2023, the 2023 AIP financial performance metrics set by the Compensation Committee were informed by:

- **An expectation for revenue growth in all business segments.** With the additional capacity added in 2022, the Company anticipated that newly hired billable professionals would contribute to revenue growth.
- **An expectation for headcount growth in 2023 to be similar to levels achieved in 2022.** In 2022, the Company experienced 12.2% billable headcount growth.
- **An expectation for restructuring activity to remain elevated through 2023.** The expectation for a continuation of elevated activity in our Restructuring practice within our Corporate Finance & Restructuring ("Corporate Finance") segment, which is our highest-margin business.
- **An expectation for mergers and acquisition ("M&A") activity to be slower in 2023.** The expectation for a slowing of the M&A market, which drives demand for M&A-related Antitrust services in our Economic Consulting segment, "Second Request" services in our Technology segment and Transactions services in our Corporate Finance segment.
- **An expectation for growth in Selling, General and Administrative ("SG&A") expenses to normalize.** From 2019 through 2021,

certain aspects of SG&A, such as travel and entertainment (“T&E”) expenses, remained depressed due to the pandemic. This trend reversed in 2022, when we saw a return of such T&E expenses, with SG&A expenses increasing 19% compared with 2021. Our expectation was that in 2023, SG&A expenses would neither revert to the lower levels we saw during the pandemic nor grow at the rate we experienced in 2022.

- **An expectation for a considerably higher tax rate for 2023 compared with 2022.** At the time of the initial announcement of full-year guidance on February 23, 2023, the Company expected our 2023 tax rate to range between 24.0% and 26.0%, which compared with 20.9% in 2022.

Individual Performance Metrics

For 2023 AIP, 25% of the CEO’s 2023 AIP was contingent upon achieving individual performance goals specific to the CEO, and one-third of each other NEO’s 2023 AIP was contingent upon achieving individual performance goals specific to such NEO. For the CEO, these goals were established by the Compensation Committee in February 2023 and communicated to him. For all other NEOs, the CEO established the goals with review and input from the applicable NEO and with the direction of the Compensation Committee. At the end of 2023, the CEO assessed the performance of each NEO and presented his recommendations on the NEO’s individual performance to the Compensation Committee in the first quarter of 2024 for approval. The Compensation Committee exclusively assesses the CEO’s performance. As part of the assessment of the individual performance portion of the 2023 AIP, the Compensation Committee has the authority to reduce the actual amount payable to the CEO and each other NEO under their awards.

For 2023, the CEO and each other NEO were awarded 2023 AIP for individual performance at 150% of target. These awards are reflective of both the Company's financial performance in 2023 and the CEO's and other NEOs' tangible evidence of accomplishing or exceeding individual performance goals. The 2023 performance assessments — noting both 2023 goals and achievements for the CEO and each other NEO — are detailed on the following pages:

STEVEN H. GUNBY'S INDIVIDUAL PERFORMANCE HIGHLIGHTS

2023 GOALS	2023 ACCOMPLISHMENTS
<p>Refine and extend go-forward strategy, including growth beyond core</p>	<ul style="list-style-type: none"> ■ The Company delivered record revenues in 2023, up 15% compared with 2022 with all of that growth being organic. The Company has averaged double-digit organic revenue growth ⁽¹⁾ over the last six years. ■ Delivered record 2023 revenues in all five business segments with each segment growing by double digits year over year, supported by multi-year investments to enhance core positions and extend into new adjacencies and geographies. ■ Delivered 16% revenue growth outside of the U.S., largely driven by 20% revenue growth in the EMEA region. ■ Continued multi-year strategy of aggressive investment in senior talent in both core and adjacent businesses, e.g., blockchain & digital assets, business transformation & strategy, cybersecurity, e-discovery, public affairs and restructuring. ■ Continued to invest in growing the Company outside of the U.S., with 59% of Senior Managing Director hires and 51% of Managing Director hires in 2023 based outside of the U.S.
<p>Continue trend of sustained year-over-year Adjusted EPS growth ⁽²⁾</p>	<ul style="list-style-type: none"> ■ Achieved the ninth consecutive year of Adjusted EPS ⁽²⁾ growth.
<p>Foster an inclusive leadership culture with discipline and accountability</p>	<ul style="list-style-type: none"> ■ Increased female Senior Managing Directors by 45% compared with 2020. ■ Increased historically underrepresented minority Senior Managing Directors by 26% compared with 2020. ■ Increased female hires at the Consultant and Senior Consultant levels by 35% compared with 2020. ■ Published our third annual Corporate Sustainability Report, which shares the Company's approach to ESG through our programs, policies and commitments, including greenhouse gas reduction goals that support the Company's net-zero by 2030 commitment and our commitment to nurturing and building a diverse and inclusive culture. ■ Continued to expand the Company's pro bono program, with FTI Consulting professionals contributing \$10.5 million of pro bono services to community-based organizations in 2023, an increase of 72% compared with 2022. ■ Recognized as a Best Firm to Work For by <i>Consulting</i> magazine for the sixth consecutive year. ■ Recognized as a top workplace for Women and New Graduates by <i>Forbes</i> for the second consecutive year. ■ Named to <i>Newsweek's</i> list of America's Greatest Workplaces for Diversity for the first time.

STEVEN H. GUNBY’S INDIVIDUAL PERFORMANCE HIGHLIGHTS (CONTINUED)

2023 GOALS	2023 ACCOMPLISHMENTS
<p>Continue to drive effective use of cash</p>	<ul style="list-style-type: none"> ■ Returned \$17.8 million to shareholders, repurchasing 112,139 shares of Common Stock at an average price per share of \$158.70 in 2023 under the FTI Consulting Board of Directors-approved stock repurchase program. ■ Settled the Company’s 2.0% convertible senior notes due 2023. ■ Concluded 2023 with total debt, net of cash and short-term investments, of negative \$328.7 million.
<p>Drive next generation of growth</p>	<ul style="list-style-type: none"> ■ Worked with business segment leaders to identify the next set of investments and strategies. ■ Actively worked with key accounts management and business development teams to strengthen and centralize the Company’s lead surfacing process, and continued to develop a key accounts management program in the EMEA region. ■ Continued to lead the process to develop top-down relationships with key contacts at law firms and corporates and participated in introductory meetings. ■ Continued to enhance the Company’s go-to-market and infrastructure strategies globally, and particularly in key geographies of Germany, France and the Middle East. ■ Promoted 73 professionals to Senior Managing Director, an increase of 12% compared with 2022. ■ Continued to identify and slate high-potential Managing Directors in the Senior Managing Director promotion pipeline. ■ Continued to work with the Board of Directors and segment and regional leadership teams to identify high-potential candidates to support succession planning efforts for key roles across the C-suite and segment, regional and practice leadership. ■ Delivered in-person All Senior Managing Director Meeting, further enhancing employee culture and collaboration among the Company’s most senior professionals.

⁽¹⁾ “Organic Revenue Growth” has been calculated excluding the impact of acquisitions and FX translation for each of the years presented.

⁽²⁾ See [Appendix A](#) for the definitions of organic revenue growth, free cash flow, Adjusted EPS and other non-GAAP financial measures used for financial reporting purposes referred to in this CD&A and the reconciliations of non-GAAP financial measures to the most directly comparable GAAP financial measures, as well as the reasons management believes these non-GAAP financial measures provide useful information to investors.

AJAY SABHERWAL'S INDIVIDUAL PERFORMANCE HIGHLIGHTS

2023 GOALS	2023 ACCOMPLISHMENTS
<p>Continue to drive cost-effectiveness and cash optimization</p>	<ul style="list-style-type: none"> ■ Implemented tax strategies that resulted in both tax benefits and cash savings in 2023. ■ Following the implementation of the new enterprise resource planning (“ERP”) system in the second quarter of 2023, led a Days Sales Outstanding (“DSO”) reduction effort, resulting in a reduction of DSO from 111 days on June 30, 2023 to 100 days on December 31, 2023.
<p>Execute effective capital allocation strategy</p>	<ul style="list-style-type: none"> ■ Concluded 2023 with total debt, net of cash and short-term investments, of negative \$328.7 million. ■ Generated Free Cash Flow of \$174.9 million in 2023. ■ Settled the Company’s 2.0% convertible senior notes due 2023. ■ Returned \$17.8 million to shareholders, repurchasing 112,139 shares of Common Stock at an average price per share of \$158.70 in 2023 under the FTI Consulting Board of Directors-approved stock repurchase program.
<p>Manage information technology excellence plan</p>	<ul style="list-style-type: none"> ■ Led the completion of the Company’s ERP system implementation project in the second quarter of 2023, partnering with a cross-functional and cross-department project team. ■ Completed the migration of the EMEA technology infrastructure platform from an FTI Consulting-managed data center to the Cloud, eliminating future data center investments and enabling a more streamlined global data center management strategy. ■ Continued the roll out of network infrastructure tools to better support our growing workforce that is increasingly global and mobile. ■ Completed the deployment of virtualized collaboration tools, including decommissioning telephony infrastructure in the EMEA and Asia Pacific regions in 2023, which will eliminate future desk phone investment. ■ Continued to enhance and progress internal cybersecurity programs, policies and tools to stay up to date on the ever-evolving cybersecurity landscape. ■ No known loss of data from cybersecurity breach incidents in 2023.
<p>Ensure all financial statements filed with the SEC are accurate and timely</p>	<ul style="list-style-type: none"> ■ All SEC filings were timely filed in 2023. ■ No material weaknesses reported for 2023.
<p>Maintain and enhance relationships with investor community</p>	<ul style="list-style-type: none"> ■ Maintained regular contact and credibility with shareholders, contributing to the 25% increase in our per share price at December 31, 2023 compared with December 31, 2022. ■ Attracted new high-quality active shareholders, who have built meaningful top 30 ownership positions. ■ Participated in non-deal roadshows and conferences and hosted one-on-one meetings with current and potential investors.

PAUL LINTON’S INDIVIDUAL PERFORMANCE HIGHLIGHTS

2023 GOALS	2023 ACCOMPLISHMENTS
<p>Support business segments with revising strategies and driving prioritized initiatives</p>	<ul style="list-style-type: none"> ■ Continued a multi-year effort to partner with Technology segment leadership to enhance the segment’s growth strategy to focus the Technology segment’s efforts to accelerate revenues and Adjusted EBITDA growth. Since 2020, the Technology segment’s revenues have grown 74%, and Adjusted EBITDA has grown 46%. ■ Supported EMEA region in developing and refining growth strategy to enable the region to achieve its ambitious multi-year growth goals. ■ Partnered with Corporate Finance & Restructuring segment leadership to launch FTI Delta, a global, industry-specialized strategy consulting practice. ■ Partnered with Chief Growth Officer to support cross-segment offerings focused on digital services. ■ Worked with leaders to enhance collaboration between complementary business segments, e.g., cybersecurity, privacy-related client services. ■ Supported business segments with M&A due diligence and transaction processes.
<p>Continue to build out and improve effectiveness of Core Operations teams and drive cost-effectiveness</p>	<ul style="list-style-type: none"> ■ Partnered with Executive Committee to assess opportunities to reduce selling, general & administrative expenses and develop plans to reduce those costs. ■ Partnered with Finance and Information Technology teams to improve billing system processes and efficiencies for business practitioners in conjunction with the launch of the new ERP system in 2023. ■ Continued to partner with Company leadership in the EMEA region to implement a more effective regional support model outside of the UK.
<p>Enhance the Company’s ESG initiatives and reporting</p>	<ul style="list-style-type: none"> ■ Continued to lead initiatives and progress toward FTI Consulting’s plan to achieve net-zero GHG emissions by 2030, including actions to reduce GHG emissions for Scope 1, Scope 2 and business travel. ■ Continued efforts to develop baseline emissions for Scope 3, including employee commuting and purchased goods and services. ■ Received third-party verification of our GHG emissions methodology. ■ Continued efforts to set targets and achieve validation of the Company’s emissions reduction targets from the Science Based Targets initiative. ■ Submitted to numerous external ESG evaluation and ratings entities, including the CDP Climate Change Questionnaire, EcoVadis Sustainability Rating, ISS E&S QualityScore, ISS Corporate Rating, ISS Cyber Risk Score, MSCI ESG Ratings, Sustainalytics and the S&P Corporate Sustainability Assessment.

2023 GOALS	2023 ACCOMPLISHMENTS
<p>Execute real estate projects and continue planning 2023/2024 projects</p>	<ul style="list-style-type: none"> ■ Maintained costs below real estate cost target of 4.0% of Company revenues that was communicated at our 2017 Investor Day. ■ Assessed the Company's current real estate strategy and footprint to identify opportunities for improvement in 2024 and 2025. ■ Continued to implement workplace models to accommodate the Company's 4.6% increase in total headcount in 2023, resulting in a 46% reduction in square footage per employee ⁽¹⁾ compared with 2019 ⁽²⁾. ■ Delivered 42 real estate projects of varying size and scope in 2023. ■ Increased percentage of real estate portfolio, as measured by square footage, powered or offset by 100% renewable energy from 36% in 2022 to 44% in 2023. ■ Fifty-eight percent of employees ⁽³⁾ sit in LEED-certified (or equivalent) buildings. ■ Achieved a 22% reduction in office energy consumption since 2019 ⁽²⁾. ■ Reduced the volume of paper used for printing in offices by 65% compared with 2019 ⁽²⁾. ■ Maintained an average minimum waste diversion rate of at least 90% for the decommissioning of materials when vacating office spaces in North America. Since FTI Consulting began tracking this data in 2019, this goal has been achieved in the decommissioning of 11 offices. ■ 1166 Avenue of the Americas office maintained Fitwel certification, and Atlanta office achieved certification in 2023, demonstrating the Company's commitment to occupant health and well-being. ■ Continued to oversee the Company's sustainability dashboard platform to track global energy consumption data, which allowed FTI Consulting to publicly report on and disclose energy consumption data in accordance with industry standards.

- ⁽¹⁾ "Per employee" refers to FTI Consulting's total employee headcount (excluding independent contractors) as reported in our annual reports on Form 10-K filed with the SEC plus independent contractors. "Independent contractors" are defined as temporary resources who at times may travel on behalf of FTI Consulting for business purposes. See [Appendix C](#) for the reconciliations of "employees, including independent contractors," to "employees, excluding independent contractors," for each applicable calendar year ended December 31.
- ⁽²⁾ 2019 is representative of pre-COVID-19-pandemic in-office attendance, business travel and printer usage, as these emissions were repressed in both 2020 and 2021 due to COVID-19-related restrictions on business travel and office occupancy.
- ⁽³⁾ "Employees" refer to FTI Consulting's total headcount as reported in our annual reports on Form 10-K filed with the SEC for each calendar year ended December 31.

CURTIS P. LU'S INDIVIDUAL PERFORMANCE HIGHLIGHTS

2023 GOALS	2023 ACCOMPLISHMENTS
<p>Manage litigation and claims</p>	<ul style="list-style-type: none"> ■ Protected the FTI Consulting brand by effectively overseeing claims, managing litigation and mitigating firmwide risks. ■ Managed and led numerous and important legal negotiations resulting in successful business continuity. ■ Safeguarded human capital commitments through the enforcement of employment contracts.
<p>Support M&A goals to help guide value-added and accretive acquisitions</p>	<ul style="list-style-type: none"> ■ Supported due diligence activities to ensure internal M&A processes are followed.
<p>Manage and mitigate legal, compliance and regulatory risk</p>	<ul style="list-style-type: none"> ■ Continued to enhance the structure, resourcing and client service capabilities of the Legal and Conflicts departments to support 24/7 service for FTI Consulting professionals globally. ■ Managed complex conflict issues, maintaining consistency within the Company's clearance and disclosure processes, and strengthened training and education on conflict issues across the Company. ■ Supported the implementation process for the Company's new ERP system. ■ Oversaw employee participation in the 2023 Code of Ethics & Business Conduct training course. ■ Managed reputational and cybersecurity risk for the Company, partnering with Human Resources, Marketing, Communications, Information Technology and other departments, and reported on efforts to the Board of Directors and Executive Committee. ■ Managed and directed compliance with applicable laws, rules and regulations in the U.S., European Union and globally, including General Data Protection Regulation and other privacy laws, sanctions compliance, anti-money laundering, market abuse, and other financial and applicable rules and regulations. ■ Provided advice and counseling on key strategic initiatives for the Finance department. ■ Managed the Company's global insurance program. ■ Led internal audit efforts.
<p>Support FTI Consulting in giving back to our communities and foster a culture of diversity, inclusion & belonging</p>	<ul style="list-style-type: none"> ■ Continued to lead a global, cross-segment Pro Bono Advisory Committee consisting of senior leaders across the firm to guide program strategy. ■ Collaborated with clients and partners in the legal community on impactful pro bono engagements totaling more than \$10.5 million of pro bono services in 2023, an increase of 72% compared with 2022.

HOLLY PAUL’S INDIVIDUAL PERFORMANCE HIGHLIGHTS

2023 GOALS	2023 ACCOMPLISHMENTS
<p>Continue to enhance the culture starting at the leadership level</p>	<ul style="list-style-type: none"> ■ Delivered in-person All Senior Managing Director Meeting, further enhancing employee culture and collaboration between the Company’s most senior professionals. ■ FTI Consulting professionals provided more than 7,400 hours of volunteer service to support more than 1,200 charitable organizations. ■ Oversaw the execution of the Company’s 10th annual FTI Awards program, which recognized more than 240 people globally. ■ Delivered successful culture building programs, including Milestone Programs, New Consultant Orientation and Senior Managing Director readiness programs. ■ Achieved an overall job satisfaction rating of 80% in 2023.
<p>Attract and recruit great people to FTI Consulting to drive organic growth</p>	<ul style="list-style-type: none"> ■ Led structured succession planning process for the Company’s Executive Committee and key segment, regional and practice leaders. ■ Maintained three-year Senior Managing Director promotion pipelines for every segment and region. ■ Launched a strategic plan for talent acquisition, including identifying opportunities to streamline processes for both candidates and business partners. ■ Enhanced focus on employer brand, driving a 19% increase in applications globally compared with 2022. ■ Focused on executive and entry-level employer brand in continental Europe, providing local language content and campaigns, resulting in a 49% increase and a 4% increase in early talent and experienced hire applications, respectively, in continental Europe compared with 2022.
<p>Focus on efforts to build an inclusive culture</p>	<ul style="list-style-type: none"> ■ Continued to lead efforts to create an inclusive culture where people of all backgrounds can succeed by driving internal mentorship programs such as FTI Ignite and Trusted Advisors. ■ Forged five strategic partnerships with professional organizations focused on supporting and advancing the careers of individuals of diverse backgrounds. ■ Fostered engagement with global diversity, inclusion & belonging efforts through continued support and sponsorship of 10 dynamic employee resource groups. ■ Increased the representation of female Senior Managing Directors by 45% compared with 2020. ■ Increased the representation of Historically Underrepresented Minority Senior Managing Directors by 26% compared with 2020. ■ Increased female hires at the Consultant and Senior Consultant levels by 35% compared with 2020. ■ Introduced a comprehensive virtual training program that offers learning opportunities focused on unconscious bias, microaggressions, mentoring, inclusive leadership, inclusive hiring and allyship. ■ Achieved over 70% participation of employees at the Manager level and above in the Managing & Leading Inclusive Teams training. ■ Increased collaboration with the Corporate Citizenship Program to celebrate diversity and leverage our professionals’ skills to help the world more broadly.

2023 GOALS	2023 ACCOMPLISHMENTS
Develop and train our people for high performance to better serve our clients	<ul style="list-style-type: none">■ A record 1,500+ professionals were promoted in 2023, recognizing and advancing talent within the Company.■ Implemented a global New Hire Orientation Program utilizing e-learning to improve the onboarding experience for new joiners.■ Launched re-designed global Milestone Programs to maintain consistent messaging and a meaningful employee experience.■ Enhanced employee knowledge of the breadth of FTI Consulting offerings through a series of courses on “Know the Firm.”■ More than 1,500 professionals engaged in leadership training and advancement courses in 2023.■ Enabled a high-performance culture focused on development through regular coaching and feedback.

2023 Annual Incentive Payout Amounts

The tables below set forth the 2023 AIP paid out to the CEO and each other NEO based on the achievement of Adjusted EBITDA, Adjusted EPS and individual performance goals:

CEO	Adjusted EBITDA * (1) Payout as % of Target (37.5% of Total AIP Opportunity)			Adjusted EPS (1) Payout as % of Target (37.5% of Total AIP Opportunity)			Individual Performance Payout as % of Target (25.0% of Total AIP Opportunity)			Total Target Incentive Opportunity	2023 Earned AIP (2) (3)	2023 AIP Payout
	Threshold \$318.3 M	Target \$397.9 M	Maximum \$477.5 M	Threshold \$5.80	Target \$7.25	Maximum \$8.70	Threshold \$250,000	Target \$500,000	Maximum \$750,000	(\$)	(\$)	(% of Target)
Steven H. Gunby	50	100	150	50	100	150	50	100	150	2,000,000	2,474,965	124

Other NEOs	Adjusted EBITDA * (1) Payout as % of Target (33.3% of Total AIP Opportunity)			Adjusted EPS (1) Payout as % of Target (33.3% of Total AIP Opportunity)			Individual Performance Payout as % of Target (33.4% of Total AIP Opportunity)			Total Target Incentive Opportunity	2023 Earned AIP (2) (3)	2023 AIP Payout
	Threshold \$318.3 M	Target \$397.9 M	Maximum \$477.5 M	Threshold \$5.80	Target \$7.25	Maximum \$8.70	Threshold \$116,666	Target \$233,334	Maximum \$350,000	(\$)	(\$)	(% of Target)
Ajay Sabherwal	50	100	150	50	100	150	50	100	150	700,000	886,654	127
Paul Linton	50	100	150	50	100	150	50	100	150	700,000	886,654	127
Curtis P. Lu	50	100	150	50	100	150	50	100	150	700,000	886,654	127
Holly Paul	50	100	150	50	100	150	50	100	150	700,000	886,654	127

* For purposes of the above tables, "M" = millions.

- See [Appendix A](#) for the definitions of Adjusted EBITDA, Adjusted EPS and other non-GAAP financial measures used for financial reporting purposes referred to in this CD&A and the reconciliations of non-GAAP financial measures to the most directly comparable GAAP financial measures, as well as the reasons management believes these non-GAAP financial measures provide useful information to investors. For purpose of determining 2023 AIP, the Compensation Committee further adjusted the Adjusted EBITDA financial performance metric defined in [Appendix A](#) to exclude the positive impact attributable to the change of the presentation of interest income on forgivable loans on the Company's Consolidated Statement of Comprehensive Income for the quarter and annual period ended December 31, 2023. The Compensation Committee did not further adjust the Adjusted EPS financial performance metric defined in [Appendix A](#) to determine 2023 AIP. See the section of this CD&A titled "— 2023 Pay Outcomes — 2023 Annual Incentive Pay — Financial Metrics" beginning on [page 51](#) and [Appendix B](#) for the description of the further adjustment to Adjusted EBITDA for determining 2023 AIP of our NEOs and the reconciliations of such non-GAAP financial measures to the most directly comparable GAAP financial measures.
- The Compensation Committee approved actual Adjusted EBITDA and Adjusted EPS for the year ended December 31, 2023 of \$420.4 million, or 105.7% of target, and \$7.71, or 106.3% of target, respectively, and CEO and other NEO individual performance of 150% of target.
- Mr. Gunby's 2023 AIP was paid 75% in cash and 25% in the form of an RSA granted on March 6, 2024, which will vest on March 6, 2025, the first anniversary of the date of grant. The other NEOs' 2023 AIP was paid 100% in cash.

Annual Long-Term Incentive Pay

The annual LTIP opportunity is intended to incentivize strong financial performance over a three-year measurement period aligning NEOs' interests with those of our shareholders. Additionally, the LTIP acts as a retention tool by providing the executives with equity ownership that vests or is earned over multiple years.

LTIP Awards for Year Ended December 31, 2023

LTIP grants for the year ended December 31, 2023 ("2023 LTIP") were awarded in the form of Performance RSUs to all NEOs, and time-based RSUs (to the CEO) and time-based RSAs (to the other NEOs). Our CEO and other NEOs may earn 2023 LTIP based on Relative TSR performance for the three-year performance measurement period beginning January 1, 2023 and ending December 31, 2025. In the case of our CEO, Performance RSUs represented 66.67% and time-based RSUs represented 33.33% of the total 2023 LTIP opportunity. In the case of our other NEOs, Performance RSUs represented 60% and time-based RSAs represented 40% of the total 2023. For 2023 LTIP, our CEO's, on the one hand, and each other NEO's, on the other hand, total target opportunity was six times (6.0x) annual cash base salary and one times (1.0x) annual cash base salary, respectively. Payouts to our NEOs under the 2023 LTIP Performance RSUs when our Relative TSR is negative are capped at 100% of target. Linear interpolation will be applied to determine the Performance RSUs earned as 2023 LTIP for performance between payout levels. The date of grant of the awards of the time-based RSUs (to our CEO) and time-based RSAs (to other NEOs) and Performance RSUs to all NEOs as 2023 LTIP was March 8, 2023.

% OF TARGET SHARES GRANTED	RELATIVE TSR PERFORMANCE PERCENTILE	RELATIVE TSR PERFORMANCE PERCENTILE
	CEO	OTHER NEOs
Threshold – 50%	25 th	25 th
Target – 100%	55 th	50 th
Maximum – 150%	80 th	75 th

The CEO and other NEOs were awarded the following 2023 LTIP:

NAME	2023 PERFORMANCE RSUS ⁽¹⁾			2023 TIME-BASED RSUS (CEO)/TIME-BASED RSAS (OTHER NEOs)
	THRESHOLD (50%)	TARGET (100%)	MAXIMUM (150%)	
Steven H. Gunby				
<i>Number of LTIP Awards</i>	9,702	19,405	29,107	11,069
<i>Grant Date Fair Value</i>	\$2,000,000	\$4,000,000	\$6,000,000	\$2,000,000
Ajay Sabherwal				
<i>Number of LTIP Awards</i>	996	1,992	2,988	1,549
<i>Grant Date Fair Value</i>	\$210,000	\$420,000	\$630,000	\$280,000
Paul Linton				
<i>Number of LTIP Awards</i>	996	1,992	2,988	1,549
<i>Grant Date Fair Value</i>	\$210,000	\$420,000	\$630,000	\$280,000
Curtis P. Lu				
<i>Number of LTIP Awards</i>	996	1,992	2,988	1,549
<i>Grant Date Fair Value</i>	\$210,000	\$420,000	\$630,000	\$280,000
Holly Paul				
<i>Number of LTIP Awards</i>	996	1,992	2,988	1,549
<i>Grant Date Fair Value</i>	\$210,000	\$420,000	\$630,000	\$280,000

⁽¹⁾ See "Part II, Item 8, Financial Statements and Supplementary Data — Notes to Consolidated Financial Statements — Note 1 — Description of Business and Summary of Significant Accounting Policies — Share-Based Compensation" and "Part II, Item 8, Financial Statements and Supplementary Data — Notes to Consolidated Financial Statements — Note 7 — Share-Based Compensation" of the 2023 Form 10-K for a discussion of the Monte Carlo simulation method used to determine the number of Performance RSUs subject to the performance-based 2023 LTIP awards.

Performance of LTIP Awards Awarded for the Year Ended December 31, 2021 as Measured as of December 31, 2023

The performance measurement period for the LTIP awards subject to financial metrics based on Relative TSR performance granted for the year ended December 31, 2021 (“2021 LTIP”) began on January 1, 2021 and ended on December 31, 2023 (the “2021 LTIP Awards”). For the measurement period, FTI Consulting achieved Relative TSR at the 90th percentile resulting in our CEO and other NEOs earning a percentage payout of approximately 150% of the shares of Common Stock at target. The following table sets forth the number of shares of Common Stock earned by the CEO and other NEOs under the 2021 LTIP Awards, certified as final by the Compensation Committee on February 19, 2024:

NAME	PAYOUT PERCENTAGE OF TARGET AS OF DECEMBER 31, 2023	PAYOUT METHOD (# OF COMMON SHARES)
Steven H. Gunby	150%	32,677
Ajay Sabherwal	150%	3,833
Paul Linton	150%	3,833
Curtis P. Lu	150%	3,833
Holly Paul	150%	3,833

Other Programs, Policies and Guidelines

Executive Officer Equity Ownership

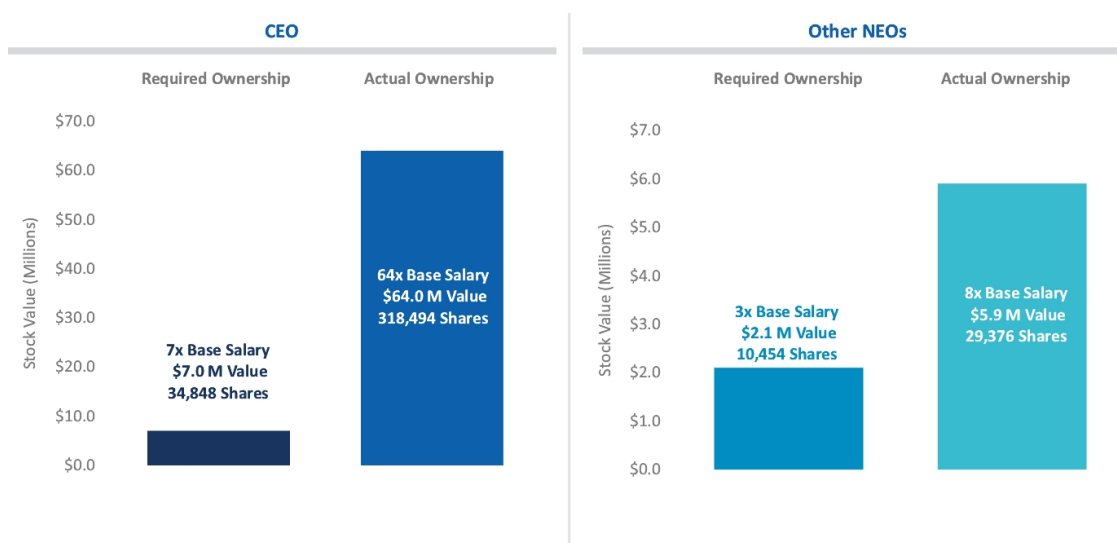
Our Policy on Executive Officer Equity Ownership (“Executive Stock Ownership Policy”) demonstrates our continuing commitment to shareholder values and is an important method to immediately align management and shareholder interests. For 2023, our CEO and other covered officers (including the other NEOs) were required to attain and maintain an investment level in Company equity equal to at least seven times (7.0x) and three times (3.0x) their annual cash base salaries, respectively. A covered officer must attain that ownership level within three years from his or her hire date. If a covered officer’s position or annual cash base salary changes and results in a change of the applicable investment level, the new applicable investment level shall be included in the annual testing on the third anniversary of such position or salary change.

Sales and transfers of Company shares held by a covered officer will be restricted if he or she does not attain or maintain the applicable equity ownership investment level at the applicable time, except (i) as necessary to exercise a stock option, (ii) as necessary to pay taxes associated with the sale or vesting of equity awards or (iii) with the prior written approval of the Compensation Committee, in its sole discretion. Shares of Company Common Stock that are directly or indirectly owned by the officer or owned through a trust, and unvested RSAs and RSUs, will count toward attaining and maintaining the applicable equity ownership level, while unvested and unexercised stock options, stock appreciation rights (“SAR”) and unearned performance-based awards will not. The shares of Common Stock counted toward attaining and maintaining the applicable stock ownership level will be valued at the average of the closing price per share of Common Stock reported on the NYSE for each trading day in the 90-calendar-day period immediately preceding the stock ownership determination date.

Each of the CEO and other NEOs met the applicable equity ownership level for 2023 as of the close of business on the Record Date.

The following chart illustrates the (i) equity ownership levels in the Company actually held and required to be held by our CEO and (ii) average equity ownership level actually held by our NEOs other than our CEO as a group and required to be held by each such other NEO, in each case valued at **\$200.87** per share (which was the average of the closing price per share of our Common Stock reported on the NYSE for each trading day in the 90-calendar-day period immediately preceding and including the Record Date):

Executive Officer Stock Ownership Levels



* For purposes of the above chart, "M" = millions.

Restrictions on Entering into Derivative Transactions; Hedging and Pledging of Company Securities

The Company's Policy on Inside Information and Insider Trading prohibits our executive officers, non-employee directors and employees from (i) purchasing, selling and trading in options (including publicly traded options), warrants, puts and calls or similar instruments relating to our securities, (ii) engaging in derivative securities transactions involving or relating to our securities, including hedging or monetization transactions, such as zero-cost collars and forward sale contracts that allow a person to lock in a portion of the value of his or her shares, often in exchange for all or part of the potential for upside appreciation in the shares, (iii) pledging and short selling our securities, (iv) purchasing our securities on margin and (v) placing bets on the price movement of our securities, such as spread betting.

Compensation Recoupment (Clawback) Policy

The Company's Compensation Recoupment (Clawback) Policy provides that in the event the Company is required to prepare an accounting restatement of the Company's financial statements due to the Company's material non-compliance with any financial reporting requirement under the federal securities laws (including any correction that is material to the previously issued financial statements, or that would result in a material misstatement if the error were corrected in the current period or left uncorrected in the current period), the Company is authorized to recover from the CEO and other covered executive officers (including the other NEOs) the amount of incentive-based compensation that exceeds the amount that otherwise would have been received by any of them had such amount been determined based on the restated financial statements. Incentive compensation is defined as any compensation granted, earned or vested based in whole or in part on the Company's attainment of a financial reporting measure that was received by a covered officer on or after October 2, 2023 and within the three completed fiscal years immediately preceding the date that the Company is required to prepare an accounting restatement pursuant to this policy.

Deductibility of NEO Compensation

Section 162(m) (“Code Section 162(m)”) of the U.S. Internal Revenue Code of 1986, as amended, limits the deductibility of compensation in excess of \$1.0 million paid to a company’s chief executive officer and certain other executive officers. Beginning in 2018 and subject to limited exceptions going forward, changes in federal tax law repealed the “qualified performance-based compensation” exception under Code Section 162(m), thus limiting the Company’s ability to deduct significant portions of the compensation paid to our NEOs. The Compensation Committee considers Code Section 162(m) when making compensation decisions, but other considerations, such as hiring qualified executive officers, providing our executive officers with competitive and adequate incentives to remain with and increase our business operations, financial performance and prospects, as well as rewarding extraordinary contributions, also significantly factor into the Compensation Committee’s decisions. As a result, the Company reserves the right to pay compensation that may not qualify for deduction under Code Section 162(m).

Timing of Equity Grants

The Compensation Committee is the administrator of our equity compensation plans and programs. The Compensation Committee makes annual equity grants to our NEOs in the form of stock-based awards, including time-based RSUs (to CEO) or time-based RSAs (to other NEOs) and Performance RSUs (to all NEOs). Since 2017, the Compensation Committee has not granted stock options or SARs as equity compensation to NEOs. When granted, option awards have been made at an exercise price equal to or exceeding the fair market value per share of our Common Stock on the grant date and have a 10-year term.

The Compensation Committee typically makes annual short-term and long-term incentive compensation pay decisions during the first quarter of the year to allow dissemination of our fourth-quarter and year-end earnings announcements prior to the grant dates of such awards. In some cases, the Compensation Committee will grant awards that are contingent, which conditions precedent may include commencement of employment or the execution and delivery of employment or other documents, or may authorize awards as of future grant dates. The equity awards to the NEOs are subject to contractual provisions governing the acceleration of vesting on specified events. The Compensation Committee has not delegated its authority to make equity awards or prescribe the terms (including vesting terms) to our management.

Compensation-Related Risks

At the request and direction of the Compensation Committee and the Audit Committee, management conducted an assessment of risks associated with the Company’s compensation policies and practices for the year ended December 31, 2023. This assessment included the: (i) review of programs, plans, policies, procedures and practices relating to the components of executive officer and employee compensation; (ii) review of incentive-based equity and cash compensation; (iii) identification of compensation design features that could potentially encourage excessive or imprudent risk taking; (iv) identification of business risks that these features could potentially encourage; (v) consideration of the presence or absence of controls, oversight or other factors that mitigate potential risks; (vi) assessment of potential risks; and (vii) consideration of the potential for such risks to result in a material adverse effect on the Company and its subsidiaries taken as a whole. Based on the assessment and factors described above, the Company determined that the risks associated with its compensation policies and practices are not reasonably likely to result in a material adverse effect on the Company and its subsidiaries taken as a whole.

Other Compensation

Health and Welfare Benefits

We provide our NEOs with substantially the same benefits that we provide to employees generally, to promote NEO health and welfare, to facilitate their job performance and to tie their interests with those of the Company’s other employees. These benefits include medical, dental, vision, prescription drug and mental health insurance, and/or a health savings account, pre-tax health and dependent care flexible spending accounts, parking and transportation reimbursement accounts, group life insurance, supplemental life insurance, accidental death and dismemberment insurance, short-term and long-term disability insurance coverage, and parental, family and medical leave.

Retirement Benefits

We do not maintain defined benefit pension plans. Retirement benefits to U.S. employees are currently provided through our 401(k) Plan. To align the interests of our NEOs with those of our employees, the NEOs are eligible to participate in our 401(k) Plan on the same basis as our general U.S. employee population and, like our employees, are eligible to receive employer matching benefits.

Termination Payments

We have entered into employment arrangements with our CEO and other NEOs that broadly provide for the parameters of their employment with the Company and entitle them to receive specified severance payments and benefits upon certain qualifying terminations of employment. Under the employment agreement with the CEO dated as of December 13, 2013, as amended from time to time (the "CEO Employment Agreement"), in connection with a termination by the Company without "Cause" or termination by the CEO with "Good Reason" (each, as defined in the CEO Employment Agreement), subject to the execution of a release of claims (a "Release"), the CEO generally will be eligible to receive (i) pro rata cash AIP for the year of termination, (a) for the financial components of AIP, an amount determined based on the actual performance of operating financial performance metric(s) established for the year of termination (with no exercise of negative discretion), payable when such AIP is paid to other executives of the Company plus (b) based on individual performance (if an applicable performance metric for the year of termination), in an amount determined based on the CEO's individual performance AIP awarded and paid in the year prior to the year of termination, payable within two and one-half months following the effective date of the CEO's termination and (ii) a lump sum cash severance payment equal to two times (2.0x) the sum of the CEO's annual cash base salary and target bonus, payable within 15 days of execution of a Release. The pro rata cash AIP component of the foregoing severance package described in clause (i) above is also payable in connection with a termination of the CEO as a result of the CEO's "Disability" (as defined in the CEO Employment Agreement) and death. The foregoing severance opportunity is consistent with survey market data provided by the compensation adviser.

In connection with the 2023 LTIP equity award grant process, the Compensation Committee, in consultation with its outside compensation adviser, determined that it was appropriate to add new retirement vesting protections to the LTIP awards for our CEO with respect to LTIP awards granted to our CEO in 2023 and later years. "Retirement" has been defined in the LTIP equity award agreements to mean the CEO's voluntary resignation of service with the Company for any reason on or after April 1, 2025 where circumstances constituting grounds for the Company to terminate the CEO's Service for Cause (as defined in the CEO Employment Agreement) do not exist. Under such awards, in the event of our CEO's termination of employment due to retirement, unvested time-based RSUs will continue to vest and settle following the time of termination due to the CEO's retirement in accordance with the original vesting schedule under the award agreement, subject to continued compliance with all applicable restrictive covenants. With respect to Performance RSUs granted to the CEO as LTIP in 2023 and later years, unearned and unvested Performance RSUs at the time of termination due to the CEO's retirement prior to a Change in Control will remain outstanding and become vested (and settled) or forfeited based on the achievement of the applicable performance conditions upon the earlier to occur of the date of the original final determination for the achievement of the applicable performance conditions and a Change in Control, subject to continued compliance with all applicable restrictive covenants. If the termination of the CEO due to retirement occurs on or following a Change in Control, the unearned and unvested Performance RSUs will convert to a right to receive cash on the original final performance determination date, the date for determining achievement of the applicable performance goals will accelerate and the cash value payable to the CEO will be determined by multiplying the (x) number of such cash units by (y) the closing price per share of Common Stock reported on the NYSE for the date of the consummation of such Change in Control. In order for the CEO to be eligible for the retirement vesting protection, the CEO must provide at least six months of advance written notice of his intended retirement date and must be available to assist in succession planning efforts during such notice period. See the section titled "Information About Our Executive Officers And Compensation — Employment Agreements And Termination And Change In Control Payments — Termination Payments — Termination And Change In Control Payment Amounts" beginning on [page 77](#) of this Proxy Statement.

Under the employment letters with each of the CFO, CSTO, GC and CHRO, as amended from time to time (in each case, an "Officer Employment Letter," and, collectively, the "Officer Employment Letters"), in connection with a termination by the Company without "Cause" or termination by such applicable executive officer with "Good Reason" (each as defined in the applicable Officer Employment Letter), subject to the execution of a Release, each such applicable executive officer generally will be entitled to one times (1.0x) annual cash base salary continuation for a period of 12 months following such termination, provided that such amount will be increased to one times (1.0x) the sum of (i) 12 months annual cash base salary plus (ii) target bonus for the year of termination, if such applicable executive officer's employment is terminated by the Company (or its successor) without Cause or by such applicable executive officer with Good Reason during the 18-month period following a "Change in Control" (as defined in the applicable shareholder approved equity compensation plan of the Company then in effect). In addition to the foregoing, each such applicable executive officer generally will be eligible to receive pro rata cash AIP for the year of termination consisting of: (i) for the financial components of AIP, an amount determined based on the actual performance of operating financial performance metric(s) established for the year of termination (with no exercise of negative discretion), payable when such AIP is paid to other executives of the Company plus (ii) for the individual component of AIP (if an applicable performance measure for the year of termination) an amount determined based on such applicable executive officer's individual

[TABLE OF CONTENTS](#)

performance awarded and paid in the year prior to the year of termination, payable within two and one-half months following the effective date of such other NEO's termination. The severance package is also payable in connection with a termination of such applicable executive officer as a result of "Disability" (as defined in the applicable Officer Employment Letter) and death.

We believe that it is in the best interests of the Company to have these employment arrangements and provide for the termination protections described above as they tie the interests of the NEOs to those of the Company, secure the services of the NEOs and serve as a deterrent to an NEO voluntarily leaving the Company's employ for no reason (other than for the CEO's retirement). In addition, the employment arrangements serve as consideration for the agreements of the NEOs not to compete with the Company, not to solicit employees and clients of the Company, and not to use or disclose proprietary information of the Company. For more detail on the terms and conditions of the CEO Employment Agreement and the Officer Employment Arrangements and the potential values associated with the foregoing described severance packages, see the section titled "Information About Our Executive Officers And Compensation — Employment Agreements And Termination And Change In Control Payments — Employment Arrangements" beginning on [page 76](#) of this Proxy Statement.

REPORT OF THE COMPENSATION COMMITTEE OF THE BOARD OF DIRECTORS

The Compensation Committee of the Board of Directors (the "Board") of FTI Consulting, Inc., a Maryland corporation (the "Company"), has reviewed and discussed the Compensation Discussion and Analysis section, to be included in the proxy statement relating to the annual meeting of shareholders of the Company on June 5, 2024 (the "Annual Meeting"), with management. Based on such review and discussions, the Compensation Committee recommended to the Board that the Compensation Discussion and Analysis section be included in this proxy statement relating to the Annual Meeting of the Company.

COMPENSATION COMMITTEE

Claudio Costamagna, Chair

Brenda J. Bacon

Gerard E. Holthaus

Laureen E. Seeger

April 19, 2024

SUMMARY COMPENSATION TABLE

The following table summarizes the compensation of our NEOs for the years ended December 31, 2023, December 31, 2022 and December 31, 2021 applying the SEC’s required disclosure rules. Footnotes (2), (3) and (6) to the table describe the vesting and performance conditions associated with the stock-based awards granted in 2023 that are reported in this table, none of which vested upon grant. Performance-based awards in this table are reported at target value. An NEO may not realize any value from an equity-based award, and any realized value upon the vesting, exercise or the end of the applicable performance period may be higher or lower than reported in this table, depending upon the price per share of our Common Stock on the vesting date or Company performance for the performance period, and such differences could be significant.

NAME AND PRINCIPAL POSITION	YEAR	SALARY (1)	BONUS	STOCK AWARDS (2) (3)	OPTION AWARDS	NON-EQUITY INCENTIVE PLAN COMPENSATION (1) (4)	CHANGE IN PENSION VALUE AND NON-QUALIFIED DEFERRED COMPENSATION EARNINGS	ALL OTHER COMPENSATION (1) (5)	TOTAL
	(a)	(\$) (b)	(\$) (c)	(\$) (d)	(\$) (e)	(\$) (f)	(\$) (g)	(\$) (h)	(\$) (i)
Steven H. Gunby (6) (7) President and Chief Executive Officer	2023	1,000,000	—	6,499,708	—	1,856,224	—	16,632	9,372,564
	2022	1,000,000	—	6,620,594	—	1,499,721	—	15,372	9,135,687
	2021	1,000,000	—	5,033,629	—	1,862,392	—	14,616	7,910,637
Ajay Sabherwal Chief Financial Officer	2023	700,000	—	699,873	—	886,654	—	16,632	2,303,159
	2022	671,539	—	699,909	—	699,884	—	15,372	2,086,704
	2021	600,000	—	599,931	—	762,183	—	14,616	1,976,730
Paul Linton Chief Strategy and Transformation Officer	2023	700,000	—	699,873	—	886,654	—	16,632	2,303,159
	2022	671,539	—	699,909	—	699,884	—	15,372	2,086,704
	2021	600,000	—	599,931	—	762,183	—	14,616	1,976,730
Curtis P. Lu General Counsel	2023	700,000	—	699,873	—	886,654	—	16,632	2,303,159
	2022	671,539	—	699,909	—	816,550	—	15,372	2,203,370
	2021	600,000	—	599,931	—	762,183	—	14,616	1,976,730
Holly Paul Chief Human Resources Officer	2023	700,000	—	699,873	—	886,654	—	16,632	2,303,159
	2022	671,539	—	699,909	—	699,884	—	15,372	2,086,704
	2021	600,000	—	599,931	—	762,183	—	14,616	1,976,730

(1) All cash compensation is presented in Columns (b), (f) and (h).

(2) The aggregate grant date fair market values of the time-based RSUs (to our CEO) and time-based RSAs (to our other NEOs) reported in Column (d) as 2023 LTIP have been computed in accordance with FASB Topic 718, Compensation — Stock Compensation. For a discussion of the assumptions and methodologies used to value the time-based RSUs and time-based RSAs, see “Part II, Item 8, Financial Statements and Supplementary Data — Notes to Consolidated Financial Statements — Note 1 — Description of Business and Summary of Significant Accounting Policies — Share-Based Compensation” and “Part II, Item 8, Financial Statements and Supplementary Data — Notes to Consolidated Financial Statements — Note 7 — Share-Based Compensation” of the Company’s 2023 Form 10-K. All time-based RSUs and time-based RSAs awarded as 2023 LTIP are subject to time-based pro rata annual vesting over three years beginning with the first anniversary of the grant date. For additional information, see the section of this Proxy Statement captioned “Information About Our Executive Officers And Compensation — Equity Compensation Plans—Grants of Plan-Based Awards For Fiscal Year Ended December 31, 2023” beginning on page 71 of this Proxy Statement. The following table sets forth the time-based RSUs and time-based RSAs granted as 2023 LTIP at grant date dollar values:

NAME	TIME-BASED RSUS (CEO) AND TIME-BASED RSAs (OTHER NEOs) (\$)
Steven H. Gunby	1,999,947
Ajay Sabherwal	279,873
Paul Linton	279,873
Curtis P. Lu	279,873
Holly Paul	279,873

(3) The Performance RSUs reported in Column (d) for 2023 include the target aggregate values of the Performance RSUs awarded to each participating NEO as 2023 LTIP, based upon the probable outcome of the performance condition based on FTI Consulting's Relative TSR, consistent with the estimate of aggregate compensation costs to be recognized over the service period, excluding the effect of estimated forfeitures. Performance RSUs awarded as 2023 LTIP measure performance based on Relative TSR over three years from January 1, 2023 through December 31, 2025. The fair value per unit of the Performance RSUs has been calculated using a Monte Carlo simulation method in accordance with FASB Topic 718 for equity awards with market-based conditions, which assesses probabilities of various outcomes of the performance market condition(s). The NEOs' Performance RSUs have been valued using the grant date fair market value of \$180.68 per share (the closing price per share reported on the NYSE for the grant date of March 8, 2023) as one of the initial inputs. The resulting fair value per Performance RSU granted to (i) our CEO was \$206.13 and (ii) our other NEOs was \$210.83. These values were used to calculate the number of Performance RSUs awarded to our CEO and other NEOs, respectively. For a discussion of the assumptions and methodologies used to value such awards, see "Part II, Item 8, Financial Statements and Supplementary Data — Notes to Consolidated Financial Statements — Note 1 — Description of Business and Summary of Significant Accounting Policies — Share-Based Compensation" and "Part II, Item 8, Financial Statements and Supplementary Data — Notes to Consolidated Financial Statements — Note 7 — Share-Based Compensation" of the Company's 2023 Form 10-K. For additional information, see the section of this Proxy Statement captioned "Information About Our Executive Officers And Compensation — Equity Compensation Plans — Grants of Plan-Based Awards For Fiscal Year Ended December 31, 2023" beginning on [page 71](#) of this Proxy Statement.

The following table sets forth the Performance RSUs granted to our CEO and other NEOs as 2023 LTIP at target and maximum grant date dollar values:

NAME	TARGET PERFORMANCE RSU VALUES (\$)	MAXIMUM PERFORMANCE RSU VALUES (\$)
Steven H. Gunby	3,999,953	5,999,826
Ajay Sabherwal	419,973	629,960
Paul Linton	419,973	629,960
Curtis P. Lu	419,973	629,960
Holly Paul	419,973	629,960

- (4) The "Non-Equity Incentive Plan Compensation" reported in Column (f) includes the cash incentive compensation awarded as 2023 AIP in 2024.
- (5) "All Other Compensation" in Column (h) includes matching contributions provided to the NEOs under the Company's 401(k) Plan and excludes other benefits provided to the NEOs on the same basis as provided to all full-time U.S. employees of the Company. Excluding the matching contributions under the 401(k) Plan, no NEO received perquisites aggregating more than \$10,000 in 2023.
- (6) Column (d) includes the portion of AIP for the year ended December 31, 2022 ("2022 AIP") that was paid to our CEO in 2023 through the award of 2,766 shares of restricted stock with a grant date fair value of \$499,761 (based on the closing price per share of Common Stock of \$180.68 reported on the NYSE for the grant date of March 8, 2023), which vested in full on March 8, 2024.
- (7) Column (d) excludes the award of 25% of 2023 AIP paid to our CEO in 2024 through the award of 2,996 shares of restricted stock with a grant date fair value of \$618,674, based on the closing price per share of Common Stock of \$206.50 reported on the NYSE for the grant date of March 6, 2024, which will vest on the first anniversary of the date of grant and will be reported as compensation in Column (d) of the Summary Compensation Table for the year ending December 31, 2024.

EQUITY COMPENSATION PLANS

Grants of Plan-Based Awards for Fiscal Year Ended December 31, 2023

The following table provides information on (i) performance-based cash awards granted as 2023 AIP, (ii) equity-based awards granted as 2023 LTIP and (iii) RSAs granted during the year ended December 31, 2023. There can be no assurance that the grant date fair market value of these awards will ever be realized.

NAME	GRANT DATE	COMPENSATION COMMITTEE APPROVAL DATE	ESTIMATED FUTURE PAYOUTS UNDER NON-EQUITY INCENTIVE PLAN AWARDS (1)			ESTIMATED FUTURE PAYOUTS UNDER EQUITY INCENTIVE PLAN AWARDS (2)			ALL OTHER STOCK AWARDS: NUMBER OF SHARES OF STOCK OR STOCK UNITS	ALL OTHER OPTION AWARDS: NUMBER OF SECURITIES UNDERLYING OPTIONS	EXERCISE OR BASE PRICE OF OPTION AWARDS	GRANT DATE FAIR VALUE OF STOCK AND OPTION AWARDS (3)
			Threshold	Target	Maximum	Threshold	Target	Maximum				
			(\$)	(\$)	(\$)	(\$)	(\$)	(\$)	(#)	(#)	(\$/SH)	(\$)
	(a)	(b)	(c)	(d)	(e)	(f)	(g)	(h)	(i)	(j)	(k)	(l)
Steven H. Gunby	2/20/23	2/20/23	1,000,000	2,000,000	3,000,000	—	—	—	—	—	—	—
	3/8/23	3/8/23	—	—	—	—	—	—	2,766	—	—	499,761
	3/8/23	3/8/23	—	—	—	2,000,000	4,000,000	6,000,000	—	—	—	—
	3/8/23	3/8/23	—	—	—	—	—	—	11,069	—	—	1,999,947
Ajay Sabherwal	2/20/23	2/20/23	350,000	700,000	1,050,000	—	—	—	—	—	—	—
	3/8/23	3/8/23	—	—	—	210,000	420,000	630,000	—	—	—	—
	3/8/23	3/8/23	—	—	—	—	—	—	1,549	—	—	279,873
Paul Linton	2/20/23	2/20/23	350,000	700,000	1,050,000	—	—	—	—	—	—	—
	3/8/23	3/8/23	—	—	—	210,000	420,000	630,000	—	—	—	—
	3/8/23	3/8/23	—	—	—	—	—	—	1,549	—	—	279,873
Curtis P. Lu	2/20/23	2/20/23	350,000	700,000	1,050,000	—	—	—	—	—	—	—
	3/8/23	3/8/23	—	—	—	210,000	420,000	630,000	—	—	—	—
	3/8/23	3/8/23	—	—	—	—	—	—	1,549	—	—	279,873
Holly Paul	2/20/23	2/20/23	350,000	700,000	1,050,000	—	—	—	—	—	—	—
	3/8/23	3/8/23	—	—	—	210,000	420,000	630,000	—	—	—	—
	3/8/23	3/8/23	—	—	—	—	—	—	1,549	—	—	279,873

(1) 2023 AIP payments were based on (i) Adjusted EPS results of \$7.71, as reported in the Company's 2023 Form 10-K, (ii) Adjusted EBITDA results of \$420.4 million (as further adjusted to exclude the positive impact attributable to the change to the presentation of interest income on forgivable loans on the Company's Consolidated Statement of Comprehensive Income for the annual period ended December 31, 2023) and (ii) the individual performance of our CEO and our CFO, CSTO, GC and CHRO. Based on the above financial and individual performance results, aggregate 2023 AIP to our CEO and each of the other NEOs was as follows:

NAME	TOTAL (i) (\$)
Steven H. Gunby	2,474,965
Ajay Sabherwal	886,654
Paul Linton	886,654
Curtis P. Lu	886,654
Holly Paul	886,654

(i) 2023 AIP to the CEO was paid 75% in cash and 25% through the award of 2,996 shares of restricted stock with a grant date fair value of approximately \$618,674, based on the closing price per share of Common Stock of \$206.50 reported on the NYSE for the grant date of March 6, 2024, which will vest on the first anniversary of the date of grant and will be reported as compensation in the Summary Compensation Table for the year ending December 31, 2024. 2023 AIP for the other NEOs was paid 100% in cash.

TABLE OF CONTENTS

- (2) Columns (f), (g) and (h) include the values of the Performance RSUs awarded to our CEO and other NEOs as 2023 LTIP based upon the threshold, target and maximum outcomes of the performance condition based on Relative TSR, consistent with the estimate of aggregate compensation costs to be recognized over the service period, excluding the effect of estimated forfeitures. Performance RSUs awarded as 2023 LTIP measure performance based on Relative TSR over three years beginning January 1, 2023 and ending December 31, 2025. The fair value per unit of the Performance RSUs has been calculated using a Monte Carlo simulation method in accordance with FASB Topic 718 for equity awards with market-based conditions. The NEOs' Performance RSUs have been valued using the grant date fair market value of \$180.68 (the closing price per share reported on the NYSE for the grant date of March 8, 2023) as one of the initial inputs. The resulting fair values per Performance RSU granted to (i) our CEO was \$206.13 and (ii) each other NEO was \$210.83. These values were used to calculate the number of Performance RSUs awarded to our CEO and other NEOs, respectively, as 2023 LTIP.
- (3) Column (l) reports the aggregate grant date fair values of time-based RSUs awarded to our CEO and time-based RSAs awarded to our other NEOs as 2023 LTIP in accordance with FASB Topic 718. For a discussion of the assumptions and methodologies used to value these awards, see the discussion of stock awards contained in "Part II, Item 8, Financial Statements and Supplementary Data — Notes to Consolidated Financial Statements — Note 1 — Description of Business and Summary of Significant Accounting Policies — Share-Based Compensation" and "Part II, Item 8, Financial Statements and Supplementary Data — Notes to Consolidated Financial Statements — Note 7 — Share-Based Compensation" of the Company's 2023 Form 10-K.

Outstanding Equity Awards at Fiscal Year End

The following table shows the number of shares covered or used as references for (i) exercisable and unexercisable stock options, (ii) unvested RSUs, RSAs and Performance RSUs, (iii) full-value cash units and (iv) cash-based performance units, if held by our NEOs on December 31, 2023:

NAME	NUMBER OF SECURITIES UNDERLYING UNEXERCISED OPTIONS	NUMBER OF SECURITIES UNDERLYING UNEXERCISED OPTIONS	EQUITY INCENTIVE PLAN AWARDS: NUMBER OF SECURITIES UNDERLYING UNEXERCISED UNEARNED OPTIONS	OPTION EXERCISE PRICE	OPTION EXPIRATION DATE	NUMBER OF SHARES OR FULL-VALUE UNITS THAT HAVE NOT VESTED	MARKET VALUE OF SHARES OR FULL-VALUE UNITS THAT HAVE NOT VESTED ⁽¹⁾	EQUITY AND NON-EQUITY INCENTIVE PLAN AWARDS: NUMBER OF UNEARNED SHARES, FULL-VALUE UNITS OR OTHER RIGHTS THAT HAVE NOT VESTED	NON-EQUITY INCENTIVE PLAN AWARDS: MARKET OR PAYOUT VALUE OF UNEARNED SHARES, FULL-VALUE UNITS OR OTHER RIGHTS THAT HAVE NOT VESTED ⁽¹⁾
	(#) Exercisable (a)	(#) Unexercisable (b)	(#) (c)	(\$/Sh) (d)	(e)	(#) (f)	(\$) (g)	(#) (h)	(\$) (i)
Steven H. Gunby	75,223 ⁽²⁾	—	—	36.87	3/1/2025	—	—	—	—
	74,291 ⁽³⁾	—	—	34.33	3/1/2026	—	—	—	—
	78,390 ⁽⁴⁾	—	—	40.36	3/6/2027	—	—	—	—
	—	—	—	—	—	3,976 ⁽⁵⁾	791,820	—	—
	—	—	—	—	—	—	—	21,784 ⁽⁶⁾	4,338,283
	—	—	—	—	—	9,150 ⁽⁷⁾	1,822,222	—	—
	—	—	—	—	—	—	—	25,601 ⁽⁸⁾	5,098,439
—	—	—	—	—	2,766 ⁽⁹⁾	550,849	—	—	
—	—	—	—	—	11,069 ⁽¹⁰⁾	2,204,391	—	—	
—	—	—	—	—	—	—	19,405 ⁽¹¹⁾	3,864,506	
Ajay Sabherwal	13,065 ⁽⁴⁾	—	—	40.36	3/6/2027	—	—	—	—
	—	—	—	—	—	636 ⁽⁵⁾	126,659	—	—
	—	—	—	—	—	—	—	2,555 ⁽⁶⁾	508,828
	—	—	—	—	—	1,281 ⁽⁷⁾	255,111	—	—
	—	—	—	—	—	—	—	2,627 ⁽⁸⁾	523,167
—	—	—	—	—	1,549 ⁽¹⁰⁾	308,483	—	—	
—	—	—	—	—	—	—	1,992 ⁽¹¹⁾	396,707	
Paul Linton	53,552 ⁽¹²⁾	—	—	36.75	8/25/2024	—	—	—	—
	13,540 ⁽²⁾	—	—	36.87	3/1/2025	—	—	—	—
	14,858 ⁽³⁾	—	—	34.33	3/1/2026	—	—	—	—
	10,855 ⁽⁴⁾	—	—	40.36	3/6/2027	—	—	—	—
	—	—	—	—	—	636 ⁽⁵⁾	126,659	—	—
	—	—	—	—	—	—	—	2,555 ⁽⁶⁾	508,828
	—	—	—	—	—	1,281 ⁽⁷⁾	255,111	—	—
—	—	—	—	—	—	—	2,627 ⁽⁸⁾	523,167	
—	—	—	—	—	1,549 ⁽¹⁰⁾	308,483	—	—	
—	—	—	—	—	—	—	1,992 ⁽¹¹⁾	396,707	
Curtis P. Lu	4,953 ⁽³⁾	—	—	34.33	3/1/2026	—	—	—	—
	8,710 ⁽⁴⁾	—	—	40.36	3/6/2027	—	—	—	—
	—	—	—	—	—	636 ⁽⁵⁾	126,659	—	—
	—	—	—	—	—	—	—	2,555 ⁽⁶⁾	508,828
	—	—	—	—	—	1,281 ⁽⁷⁾	255,111	—	—
—	—	—	—	—	—	—	2,627 ⁽⁸⁾	523,167	
—	—	—	—	—	1,549 ⁽¹⁰⁾	308,483	—	—	
—	—	—	—	—	—	—	1,992 ⁽¹¹⁾	396,707	
Holly Paul	—	—	—	—	—	636 ⁽⁵⁾	126,659	—	—
	—	—	—	—	—	—	—	2,555 ⁽⁶⁾	508,828
	—	—	—	—	—	1,281 ⁽⁷⁾	255,111	—	—
	—	—	—	—	—	—	—	2,627 ⁽⁸⁾	523,167
—	—	—	—	—	1,549 ⁽¹⁰⁾	308,483	—	—	
—	—	—	—	—	—	—	1,992 ⁽¹¹⁾	396,707	

⁽¹⁾ All cash values in Columns (g) and (i) have been computed by multiplying \$199.15 (the closing price per share of Common Stock reported by the NYSE for December 29, 2023) by the number of RSAs or RSUs that have not yet vested.

TABLE OF CONTENTS

- (2) Represents option shares that may be acquired upon exercise of the vested and exercisable stock options, which were awarded to certain NEOs as LTIP for the year ended December 31, 2015 by the Compensation Committee under the 2009 Plan, with a grant date of March 1, 2015. The stock options represent the right to acquire option shares following the applicable vesting date, upon exercise and payment of the exercise price, equal to the number of option shares for which the applicable stock option is being exercised by the holder on such date. The stock options became fully vested and exercisable as of March 1, 2018.
- (3) Represents option shares that may be acquired upon exercise of the vested and exercisable stock options, which were awarded to certain NEOs as LTIP for the year ended December 31, 2016 by the Compensation Committee under the 2009 Plan, with a grant date of March 1, 2016. The stock options became fully vested and exercisable as of March 1, 2019.
- (4) Represents option shares that may be acquired upon exercise of the vested and exercisable stock options, which were awarded to the NEOs as LTIP for the year ended December 31, 2017 by the Compensation Committee under the 2009 Plan, with a grant date of March 6, 2017. The stock options became fully vested and exercisable as of March 6, 2020.
- (5) Represents the unvested time-based RSAs, which were awarded to our NEOs as 2021 LTIP by the Compensation Committee under the 2017 Plan, with a grant date of March 10, 2021. Such unvested time-based RSAs became fully vested as of March 10, 2024.
- (6) Represents the target number of unearned Performance RSUs, which were awarded to our NEOs as 2021 LTIP by the Compensation Committee under the 2017 Plan, with a grant date of March 10, 2021 (subject to performance conditions based on Relative TSR for the three-year performance measurement period beginning January 1, 2021 and ended December 31, 2023). The following table sets forth the number of shares of Common Stock on account of the Performance RSUs that were issued to our NEOs on February 19, 2024:

NAME	SHARES OF COMMON STOCK ISSUED ON ACCOUNT OF PERFORMANCE RSUS AWARDED ON ACCOUNT OF 2021 LTIP
Steven H. Gunby	32,677
Ajay Sabherwal	3,833
Paul Linton	3,833
Curtis P. Lu	3,833
Holly Paul	3,833

- (7) Represents the unvested time-based RSAs, which were awarded to our NEOs as 2022 LTIP by the Compensation Committee under the 2017 Plan, with a grant date of March 9, 2022. Portions of the time-based RSAs vested on a pro rata basis on March 9, 2023 and March 9, 2024, and the unvested time-based RSAs will be fully vested as of March 9, 2025.
- (8) Represents the target number of unearned Performance RSUs, which were awarded to our NEOs as 2022 LTIP by the Compensation Committee under the 2017 Plan, with a grant date of March 9, 2022 (subject to performance conditions based on Relative TSR for the three-year performance measurement period beginning January 1, 2022 and ending December 31, 2024). The following table sets forth the maximum number of Performance RSUs awarded by the Compensation Committee to our NEOs on March 9, 2022:

NAME	MAXIMUM NUMBER OF PERFORMANCE RSUS
Steven H. Gunby	38,402
Ajay Sabherwal	3,941
Paul Linton	3,941
Curtis P. Lu	3,941
Holly Paul	3,941

- (9) Represents the unvested RSAs, which were awarded to our CEO as 2022 AIP by the Compensation Committee under the 2017 Plan, with a grant date of March 8, 2023. Such unvested RSAs became fully vested as of March 8, 2024.
- (10) Represents the unvested time-based RSUs (to our CEO) and time-based RSAs (to our other NEOs), which were awarded as 2023 LTIP by the Compensation Committee under the 2017 Plan, with a grant date of March 8, 2023. Portions of the time-based RSUs and time-based RSAs vested on a pro rata basis on March 8, 2024 and will vest on a pro rata basis on March 8, 2025 and March 8, 2026, such that all unvested time-based RSUs and time-based RSAs will be fully vested as of March 8, 2026.

(11) Represents the target number of unearned Performance RSUs, which were awarded to our NEOs as 2023 LTIP by the Compensation Committee under the 2017 Plan, with a grant date of March 8, 2023 (subject to performance conditions based on Relative TSR for the three-year performance measurement period beginning January 1, 2023 and ending December 31, 2025). The following table sets forth the maximum number of Performance RSUs awarded by the Compensation Committee to our NEOs on March 8, 2023:

NAME	MAXIMUM NUMBER OF PERFORMANCE RSUS
Steven H. Gunby	29,107
Ajay Sabherwal	2,988
Paul Linton	2,988
Curtis P. Lu	2,988
Holly Paul	2,988

(12) Represents option shares that may be acquired upon exercise of the vested and exercisable portions of the stock option granted by the Compensation Committee as an employment inducement award pursuant to Rule 303A.08 of the NYSE outside the 2009 Plan, on account of a portion of the executive officer's sign-on bonus for joining the Company. The stock option became fully vested and exercisable as of August 25, 2017.

Option Exercises and Stock Vested

The following table shows the number of shares of our Common Stock acquired during the fiscal year ended December 31, 2023 upon the exercise of stock options and SARs and the vesting of restricted stock awards:

NAME	OPTION AND SAR AWARDS		STOCK AWARDS	
	NUMBER OF SHARES ACQUIRED ON EXERCISE	VALUE REALIZED ON EXERCISE (1)	NUMBER OF SHARES ACQUIRED ON VESTING	VALUES REALIZED ON VESTING (2)
	(#) (a)	(\$) (b)	(#) (c)	(\$) (d)

Steven H. Gunby

Options	—	—	—	—
Stock Appreciation Rights	48,392	7,195,890		
Stock	—	—	45,688	7,825,147

Ajay Sabherwal

Options	—	—	—	—
Stock	—	—	5,591	957,650

Paul Linton

Options	—	—	—	—
Stock	—	—	5,591	957,650

Curtis P. Lu

Options	—	—	—	—
Stock	—	—	5,591	957,650

Holly Paul

Options	2,477	333,776	—	—
Stock	—	—	5,591	957,650

(1) The value realized upon the exercise of stock options and SARs is computed by multiplying (a) the difference between (i) the market price of the underlying shares of Common Stock at the exercise date and (ii) the exercise price of the options or SARs by (b) the number of shares for which the options or SARs were exercised.

(2) The value realized on vesting of restricted stock is computed by multiplying (a) the market value of the shares of Common Stock at the applicable vesting date by (b) the number of restricted shares that vested on that date.

EMPLOYMENT AGREEMENTS AND TERMINATION AND CHANGE IN CONTROL PAYMENTS

Employment Arrangements

Steven H. Gunby. The Company and Steven H. Gunby are parties to the CEO Employment Agreement, which currently expires on April 1, 2025, subject to automatic renewal for successive one-year terms unless Mr. Gunby's employment has been otherwise terminated or Mr. Gunby or the Company provides 120 days' or 90 days', respectively, prior written notice of non-renewal. The CEO Employment Agreement provides for payments upon certain termination events, subject to the execution of a release of claims (a "Release"), due to termination by the Company with and without "Cause," termination by Mr. Gunby with and without "Good Reason," or "Disability" (each, as defined in the CEO Employment Agreement) or death. The award agreements for LTIP equity awards granted for 2023 and later years provide for vesting upon retirement of the CEO. See the section titled "Information About Our Executive Officers And Compensation — Compensation Discussion And Analysis — Other Compensation — Termination Payments" beginning on [page 67](#) of this Proxy Statement for additional information regarding payments to our CEO on certain termination events. The CEO Employment Agreement also provides that the CEO's AIP threshold bonus opportunity will be not less than 75% and not more than 100% of annual cash base salary, AIP target bonus opportunity will be not less than 150% and not more than 200% of annual cash base salary, and AIP maximum bonus opportunity will be not less than 225% and not more than 300% of annual cash base salary. The CEO Employment Agreement includes provisions that provide for restrictions on competition for a period of 18 months following the last day of employment. During that period, the CEO Employment Agreement also provides that Mr. Gunby not (i) solicit any entity or person that has been a client, customer, employee, contractor or vendor of the Company to terminate its relationship with the Company or (ii) interfere with any relationship of the Company. Mr. Gunby also agrees not to use or disclose confidential or proprietary information of the Company in violation of the CEO Employment Agreement.

Ajay Sabherwal, Paul Linton, Curtis P. Lu and Holly Paul. The Company entered into Officer Employment Letters with the CFO, CSTO, GC and CHRO. The Officer Employment Letters provide for at-will employment, subject to certain terms relating to each officer's applicable annual cash base salary, sign-on bonus, bonus opportunities and severance, and bonus protection upon certain termination events. The Officer Employment Letters provide for payments upon certain termination events, subject to the execution of a Release, due to termination by the Company without "Cause," termination by the applicable executive officer with "Good Reason," or "Disability" (each, as defined in the applicable Officer Employment Letter) or death, or within 18 months following a "Change in Control" (as defined in the shareholder-approved equity compensation plan then in effect). See the section titled "Information About Our Executive Officers And Compensation — Compensation Discussion And Analysis — Other Compensation — Termination Payments" beginning on [page 67](#) of this Proxy Statement for additional information regarding payments to these NEOs on certain termination events. The Officer Employment Letters provide that the executive officers will not solicit any entity or person that has been a client, customer, employee, contractor or vendor of the Company to terminate its relationship with the Company for a period of 12 months following the last day of the employment period. The executive officer also agrees not to use or disclose confidential or proprietary information of the Company in violation of his or her Officer Employment Letter.

No Single Trigger Vesting of Equity Awards on a Change in Control

Equity awards granted on or after June 3, 2015 are not subject to automatic "single trigger" vesting acceleration upon a Change in Control. If within two years following a change in control, an NEO's service with the Company or any of its affiliates is involuntarily terminated by the Company or any of its affiliates for any reason other than Cause or as a result of Disability or death, or pursuant to an NEO's Good Reason termination right (which terms have the meanings assigned to them in the applicable NEO's employment arrangements or the applicable equity award agreement), all outstanding equity awards granted to such NEO that have not theretofore vested shall immediately vest and become exercisable, and all restrictions on such equity awards shall immediately lapse.

Termination Payments

As noted above, the CEO and other NEOs will receive certain payments and benefits upon certain qualifying terminations of employment. We believe that it is in the best interests of the Company to provide for such termination payments and benefits as they tie the interests of the NEOs to those of the Company, secure the services of the NEOs and serve as a deterrent to an NEO voluntarily leaving the Company's employ. In addition, they may serve as consideration for the agreements of certain NEOs not to compete with the Company, not to solicit employees and clients of the Company, and not to use or disclose proprietary information of the Company. The following schedule and corresponding footnotes contain more details regarding the potential amounts and benefits payable upon various qualifying terminations of employment and the circumstances upon which such amounts and benefits are payable.

Termination and Change in Control Payment Amounts

The following table sets forth the payments that may be received by each of our CEO and each other of our NEOs as if his or her employment terminated for any of the listed reasons (other than for the CEO's retirement) as of December 31, 2023:

NAME	TERMINATION BY THE COMPANY FOR CAUSE OR VOLUNTARY TERMINATION BY THE EXECUTIVE OFFICER WITHOUT GOOD REASON (\$) (a)	TERMINATION BY THE COMPANY WITHOUT CAUSE OR BY THE EXECUTIVE OFFICER WITH GOOD REASON ⁽¹⁾ (\$) (b)	TERMINATION BY THE COMPANY WITHOUT CAUSE OR FOLLOWING A CHANGE IN CONTROL OR BY THE EXECUTIVE OFFICER WITH GOOD REASON ⁽¹⁾ (\$) (c)	DISABILITY OR DEATH (\$) (d)
Steven H. Gunby				
Annual Cash Base Salary	—	—	—	—
AIP: ⁽²⁾				
Unpaid AIP for Year Prior to Termination	—	—	—	—
Prorated AIP Based on Financial Metrics for Year of Termination at Maximum	—	2,250,000	2,250,000	2,250,000
Prorated AIP for Year of Termination Based on Prior Year's Individual Performance at Actual	—	500,000	500,000	500,000
Equity Awards ^{(3) (4) (5) (6) (8)}	—	42,268,661	42,268,661	42,268,661
LTIP Performance Units ^{(8) (9)}	—	—	19,951,842	19,951,842
Severance Payment ⁽¹⁰⁾	—	6,000,000	6,000,000	—
Health and Welfare Benefits ⁽¹²⁾	—	20,114	20,114	20,114
Total	—	51,038,775	70,990,617	64,990,617

NAME	TERMINATION BY THE COMPANY FOR CAUSE OR VOLUNTARY TERMINATION BY THE EXECUTIVE OFFICER WITHOUT GOOD REASON (\$) (a)	TERMINATION BY THE COMPANY WITHOUT CAUSE OR BY THE EXECUTIVE OFFICER WITH GOOD REASON ⁽¹⁾ (\$) (b)	TERMINATION BY THE COMPANY WITHOUT CAUSE OR COINCIDENT WITH OR FOLLOWING A CHANGE IN CONTROL OR BY THE EXECUTIVE OFFICER WITH GOOD REASON ⁽¹⁾ (\$) (c)	DISABILITY OR DEATH (\$) (d)
Ajay Sabherwal				
Annual Cash Base Salary	—	—	—	—
AIP: ⁽²⁾				
Unpaid AIP for Year Prior to Termination	—	—	—	—
Prorated AIP Based on Financial Metrics for Year of Termination at Maximum	—	700,000	700,000	700,000
Prorated AIP for Year of Termination Based on Prior Year's Individual Performance at Actual	—	233,334	233,334	233,334
Equity Awards ⁽³⁾ ⁽⁵⁾ ⁽⁷⁾	—	2,764,845	2,764,845	2,764,845
LTIP Performance Units ⁽⁹⁾	—	—	2,143,053	2,143,053
Severance Payment ⁽¹¹⁾	—	700,000	1,400,000	—
Health and Welfare Benefits ⁽¹²⁾	—	18,810	18,810	18,810
Total	—	4,416,989	7,260,042	5,860,042
Paul Linton				
Annual Cash Base Salary	—	—	—	—
AIP: ⁽²⁾				
Unpaid AIP for Year Prior to Termination	—	—	—	—
Prorated AIP Based on Financial Metrics for Year of Termination at Maximum	—	700,000	700,000	700,000
Prorated AIP for Year of Termination Based on Prior Year's Individual Performance at Actual	—	233,334	233,334	233,334
Equity Awards ⁽³⁾ ⁽⁵⁾ ⁽⁷⁾	—	15,756,930	15,756,930	15,756,930
LTIP Performance Units ⁽⁹⁾	—	—	2,143,053	2,143,053
Severance Payment ⁽¹¹⁾	—	700,000	1,400,000	—
Health and Welfare Benefits ⁽¹²⁾	—	18,795	18,795	18,795
Total	—	17,409,059	20,252,112	18,852,112
Curtis P. Lu				
Annual Cash Base Salary	—	—	—	—
AIP: ⁽²⁾				
Unpaid AIP for Year Prior to Termination	—	—	—	—
Prorated for AIP Based on Financial Metrics for Year of Termination at Maximum	—	700,000	700,000	700,000
Prorated AIP for Year of Termination Based on Prior Year's Individual Performance at Actual	—	350,000	350,000	350,000
Equity Awards ⁽³⁾ ⁽⁵⁾ ⁽⁷⁾	—	2,889,668	2,889,668	2,889,668
LTIP Performance Units ⁽⁹⁾	—	—	2,143,053	2,143,053
Severance Payment ⁽¹¹⁾	—	700,000	1,400,000	—
Health and Welfare Benefits ⁽¹²⁾	—	18,810	18,810	18,810
Total	—	4,658,478	7,501,531	6,101,531

NAME	TERMINATION BY THE COMPANY FOR CAUSE OR VOLUNTARY TERMINATION BY THE EXECUTIVE OFFICER WITHOUT GOOD REASON (\$) (a)	TERMINATION BY THE COMPANY WITHOUT CAUSE OR BY THE EXECUTIVE OFFICER WITH GOOD REASON ⁽¹⁾ (\$) (b)	TERMINATION BY THE COMPANY WITHOUT CAUSE OR FOLLOWING A CHANGE IN CONTROL OR BY THE EXECUTIVE OFFICER WITH GOOD REASON ⁽¹⁾ (\$) (c)	DISABILITY OR DEATH (\$) (d)
Holly Paul				
Annual Cash Base Salary	—	—	—	—
AIP: ⁽²⁾				
Unpaid AIP for Year Prior to Termination	—	—	—	—
Prorated AIP Based on Financial Metrics for Year of Termination at Maximum	—	700,000	700,000	700,000
Prorated AIP for Year of Termination Based on Prior Year's Individual Performance at Actual	—	233,334	233,334	233,334
Equity Awards ⁽³⁾ ⁽⁵⁾ ⁽⁷⁾	—	690,254	690,254	690,254
LTIP Performance Units ⁽⁹⁾	—	—	2,143,053	2,143,053
Severance Payment ⁽¹¹⁾	—	700,000	1,400,000	—
Health and Welfare Benefits ⁽¹²⁾	—	18,810	18,810	18,810
Total	—	2,342,398	5,185,451	3,785,451

⁽¹⁾ The information presented assumes delivery of a Release and continued compliance with all applicable restrictive covenants, if required.

⁽²⁾ On termination for any reason, our CEO and other NEOs are eligible to receive the earned and unpaid portion of any AIP for the year prior to termination. No amount is shown in the table above in respect of 2022 AIP for the bonus year prior to termination since such amount was previously paid during the first quarter of 2023. In addition, in the event of termination by the Company without Cause, by an NEO for Good Reason or due to Disability or death, our CEO and other NEOs are eligible to receive prorated AIP bonus for the year of termination based on (i) actual financial performance for the year of termination plus (ii) an amount on account of the individual performance component of AIP (if an applicable performance measure) determined based on individual performance AIP awarded and paid to such NEO in the year prior to the year of termination. The amounts shown include 2023 AIP for the full year on account of financial and individual performance.

⁽³⁾ Vested and unexercised stock options have been valued based on the difference between the applicable exercise price and \$199.15 (the closing price per share of Common Stock as reported on the NYSE for December 29, 2023). Unvested time-based RSUs and time-based RSAs awarded as LTIP or AIP have been valued based on \$199.15 (the closing price per share of Common Stock as reported on the NYSE for December 29, 2023).

⁽⁴⁾ On termination for any reason, the unvested RSAs awarded in payment of a portion of 2023 AIP to the CEO will fully vest and be non-forfeitable.

⁽⁵⁾ The information presented assumes that on termination due to Disability or death, unvested RSUs and RSAs awarded as time-based LTIP will fully vest and be non-forfeitable.

⁽⁶⁾ With respect to time-based RSUs granted to the CEO as LTIP in 2023 and later years, unvested time-based RSUs at the time of termination of the CEO by the Company without Cause, termination by the CEO for Good Reason or termination by the CEO due to retirement prior to a Change in Control will continue to vest (and settle) in accordance with the original vesting schedule of such award. "Retirement" has been defined in the time-based RSU LTIP award agreement to mean the CEO's voluntary resignation of service with the Company for any reason on or after April 1, 2025 where circumstances constituting grounds for the Company to terminate the CEO's Service for Cause (as defined in the CEO Employment Agreement) do not exist. Since the conditions for retirement have not been met as of December 31, 2023, the CEO termination payment table does not include compensation arising from termination due to retirement.

⁽⁷⁾ On termination by the Company without Cause and termination by any other NEO with Good Reason, unvested RSAs awarded as time-based LTIP to other NEOs that are scheduled to vest on the vesting date immediately following the effective date of such termination shall remain outstanding and shall become fully vested and non-forfeitable on the originally scheduled vesting date (without regard to any employment requirement).

⁽⁸⁾ With respect to Performance RSUs granted to the CEO as LTIP in 2023 and later years, unearned and unvested Performance RSUs at the time of termination of the CEO due to retirement prior to a Change in Control will remain outstanding and become vested (and settled) or forfeited based on the achievement of the applicable performance conditions upon the earlier to occur of the date of the original final determination for the achievement of the applicable performance conditions and the occurrence of a Change in Control. If termination of the CEO due to retirement occurs on or following a Change in Control, the unearned and unvested Performance RSUs shall convert to a right to receive cash on the original final performance determination date, the date for determining achievement of the applicable performance conditions will accelerate and the cash value payable to the CEO will be determined by multiplying the (x) number of such cash units by (y) the closing price per share of Common Stock reported on the NYSE for the date of the consummation of such Change in Control. "Retirement" has

been defined in the Performance RSU LTIP award agreement to mean the CEO's voluntary resignation of service with the Company for any reason on or after April 1, 2025 where circumstances constituting grounds for the Company to terminate the CEO's Service for Cause (as defined in the CEO Employment Agreement) do not exist. Since the conditions for retirement have not been met as of December 31, 2023, the CEO termination payment table does not include compensation arising from termination due to retirement.

- (9) The information presented assumes that at December 31, 2023, the applicable performance conditions under outstanding Performance RSUs awarded as LTIP to our NEOs on March 10, 2021, March 9, 2022 and March 8, 2023 have been valued as (i) the total number of target shares granted at \$199.15 (the closing price per share of Common Stock as reported on the NYSE for December 29, 2023) multiplied by (ii) the payout ratio for each award as of December 31, 2023 based on a third party valuation.
- (10) As of December 31, 2023, upon termination by the Company without Cause or termination by the CEO with Good Reason, our CEO was eligible to receive a cash severance payment equal to two times (2.0x) the sum of (i) his annual cash base salary plus (ii) target bonus for the year of termination. See the section titled "Information About Our Executive Officers And Compensation — Compensation Discussion And Analysis — Other Compensation — Termination Payments" beginning on page 67 of the Proxy Statement for additional information.
- (11) As of December 31, 2023, upon termination by the Company without Cause or termination by an NEO (other than the CEO) with Good Reason, each of our CFO, CSTO, GC and CHRO will be entitled to one times (1.0x) annual cash base salary continuation for a period of 12 months, provided that such amount will be increased to one times (1.0x) the sum of (i) 12 months of annual cash base salary plus (ii) target bonus for the year of termination if the applicable NEO's employment is terminated by the Company (or its successor) without Cause or by the applicable NEO for Good Reason during the 18-month period following a Change in Control. The amount shown includes 2022 AIP for the full year at target. See the section titled "Information About Our Executive Officers And Compensation — Compensation Discussion And Analysis — Other Compensation — Termination Payments" beginning on page 67 of the Proxy Statement for additional information. The following table sets forth the severance amounts to the NEOs (other than the CEO) for the 18-month period following a Change in Control:

NAME	TOTAL SEVERANCE (\$)
Ajay Sabherwal	1,400,000
Paul Linton	1,400,000
Curtis P. Lu	1,400,000
Holly Paul	1,400,000

- (12) Health and welfare benefits represent the current costs of continuing group health and group life insurance coverage for the CEO and his eligible dependents for 18 months after termination and for the other NEOs and their eligible dependents for 12 months after termination.

PAY VS. PERFORMANCE DISCLOSURE

As required by Section 953(a) of the Dodd-Frank Wall Street Reform and Consumer Protection Act, we are providing the following disclosure of “compensation actually paid,” (“CAP”) as calculated in accordance with SEC rules, to our NEOs and certain Company performance measures for the fiscal years listed below. For information regarding the Company’s pay-for-performance philosophy and how the Company aligns executive pay with performance, refer to our CD&A beginning on [page 36](#).

Pay versus Performance Disclosure Table

YEAR	CEO COMPENSATION		AVERAGE OTHER NEO COMPENSATION		VALUE OF INITIAL \$100 INVESTMENT BASED ON:			
	AS DISCLOSED IN SUMMARY COMPENSATION TABLE ⁽¹⁾ (\$) (a)	COMPENSATION ACTUALLY PAID ⁽²⁾ (\$) (b)	AS DISCLOSED IN SUMMARY COMPENSATION TABLE ⁽³⁾ (\$) (c)	COMPENSATION ACTUALLY PAID ⁽⁴⁾ (\$) (d)	TOTAL SHAREHOLDER RETURN (\$) (e)	PEER GROUP TOTAL SHAREHOLDER RETURN ^{(5) (6)} (\$) (f)	NET INCOME (\$000) (\$) (g)	ADJUSTED EPS ⁽⁷⁾ (\$) (h)
2023	9,372,564	14,812,253	2,301,899	2,918,345	179.97	161.63	274,892	7.71
2022	9,135,687	12,370,328	2,115,869	2,489,268	143.50	139.00	235,500	6.77
2021	7,910,637	13,643,454	1,976,730	2,692,363	138.64	167.24	234,966	6.76
2020	7,678,086	7,456,532	1,853,192	1,886,728	100.96	126.01	210,682	5.99

(1) The dollar amounts reported in Column (a) are the amounts reported for our CEO in the “Total” compensation column of the Summary Compensation Table (“SCT”) (i) in this Proxy Statement beginning on [page 69](#) for the years ended December 31, 2023, December 31, 2022 and December 31, 2021 and (ii) in the proxy statement for the 2023 Annual Meeting for the year ended December 31, 2020.

(2) The dollar amounts reported in Column (b) represent the amount of CAP for Mr. Gunby, computed in accordance with Item 402(v) of Regulation S-K. The dollar amounts do not reflect the actual amount of compensation earned by or paid to Mr. Gunby during the applicable year. In accordance with the requirements of Item 402(v) of Regulation S-K, the following adjustments were made to Mr. Gunby’s total compensation for each year to determine the compensation actually paid:

ADJUSTMENTS TO DETERMINE COMPENSATION ACTUALLY PAID	2023	2022	2021	2020
Amounts Reported under the “Total” Compensation Column in the SCT in (i) this Proxy Statement Beginning on Page 69 for the Years Ended December 31, 2023, December 31, 2022 and December 31, 2021 and (ii) the Proxy Statement for the 2023 Annual Meeting for the Year Ended December 31, 2020.	9,372,564	9,135,687	7,910,637	7,678,086
- Amounts Reported under the “Stock Awards” Column in the SCT in (i) this Proxy Statement Beginning on Page 69 for the Years Ended December 31, 2023, December 31, 2022 and December 31, 2021 and (ii) the Proxy Statement for the 2023 Annual Meeting for the Year Ended December 31, 2020.	(6,499,708)	(6,620,594)	(5,033,629)	(5,062,345)
+ Fair Value of Awards Granted during Year That Remain Unvested as of Year End	7,129,515	7,663,022	5,905,812	4,047,715
+/- Change in Fair Value from Prior Year End to Current Year End of Awards Granted Prior to Year That Were Outstanding and Unvested as of Year End	4,275,769	2,882,415	4,690,574	(327,967)
+/- Change in Fair Value from Prior Year End to Vesting Date of Awards Granted Prior to Year That Vested during Year	534,113	(690,202)	170,060	1,121,043
Compensation Actually Paid to CEO	14,812,253	12,370,328	13,643,454	7,456,532

(3) The dollar amounts reported in Column (c) represent the average of the amounts reported for the other NEOs in the “Total” compensation column of the SCT (i) in this Proxy Statement beginning on [page 69](#) for the years ended December 31, 2023, December 31, 2022 and December 31, 2021 and (ii) in the proxy statement for the 2023 Annual Meeting for the year ended December 31, 2020. The names of the NEOs included for purposes of calculating the average amounts in each year are Ajay Sabherwal, Paul Linton, Curtis P. Lu and Holly Paul.

(4) The dollar amounts reported in Column (d) represent the average amount of CAP for the other NEOs as computed in accordance with Item 402(v) of Regulation S-K. The dollar amounts do not reflect the actual average amount of compensation earned by or paid to the other NEOs during the applicable year. In accordance with the requirements of Item 402(v) of Regulation S-K, the following adjustments were made to average total compensation for the other NEOs for each year to determine the compensation actually paid, using the same methodology described above in footnote (2):

ADJUSTMENTS TO DETERMINE COMPENSATION ACTUALLY PAID	2023	2022	2021	2020
Amounts Reported under the "Total" Compensation" Column in the SCT in (i) this Proxy Statement Beginning on Page 69 for the Years Ended December 31, 2023, December 31, 2022 and December 31, 2021 and (ii) the Proxy Statement for the 2023 Annual Meeting for the Year Ended December 31, 2020.	2,301,899	2,115,869	1,976,730	1,853,192
- Amounts Reported under the "Stock Awards" Column in the SCT in (i) this Proxy Statement beginning on page 69 for the years ended December 31, 2023, December 31, 2022 and December 31, 2021 and (ii) the proxy statement for the 2023 Annual Meeting for the year ended December 31, 2020.	(699,873)	(699,909)	(599,931)	(599,962)
+ Fair Value of Awards Granted during Year That Remain Unvested as of Year End	768,297	810,334	711,265	485,673
+/- Change in Fair Value from Prior Year End to Current Year End of Awards Granted Prior to Year That were Outstanding and Unvested as of Year End	483,809	347,295	588,801	(29,797)
+/- Change in Fair Value from Prior Year End to Vesting Date of Awards Granted Prior to Year That Vested during Year	64,214	(84,321)	15,498	177,622
Compensation Actually Paid to Other NEOs	2,918,345	2,489,268	2,692,363	1,886,728

(5) The peer groups used to calculate the peer group TSR disclosed in Column (f) are the 2021 Peer Group discussed in the CD&A for 2022 and 2023 and the prior peer group for 2020 and 2021.

(6) Executive compensation decisions for 2020 and 2021 were informed by reference to a different peer group. Three companies: Eaton Vance Corp., Legg Mason, Inc. and Navigant Consulting, Inc. included in the previous peer group were acquired and no longer qualified for inclusion in the 2021 Peer Group. Pearl Meyer recommended and the Compensation Committee approved the following additional changes for 2021 Peer Group purposes:

Removed
Greenhill & Co.
Oppenheimer Holdings, Inc.
Piper Sandler Companies

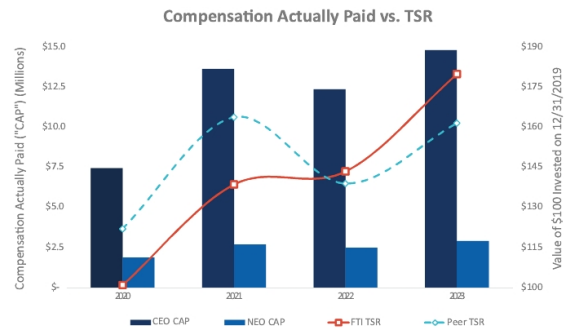
Added
Booz Allen Hamilton Holding Corporation
Exponent, Inc.
ICF International
Jefferies Financial Group, Inc.
LPL Financial Holdings, Inc.

(7) The TSR of the prior peer group, based on the same \$100 initial investment as in Columns (e) and (f) was \$126.01 for 2020 and \$167.24 for 2021. We have determined that Adjusted EPS is the financial performance measure that, in our assessment, represents the most important performance measure not otherwise required to be disclosed in the table that is used to link CAP for our NEOs for the most recently completed fiscal year to Company performance.

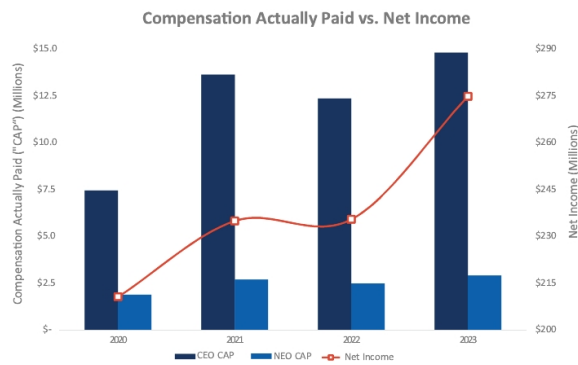
Most Important Company Performance Measures
Adjusted EPS ⁽⁸⁾
Adjusted EBITDA ⁽⁸⁾
Total Shareholder Return

(8) See [Appendix A](#) for the definitions of Adjusted EPS and Adjusted EBITDA and other non-GAAP financial measures used for financial reporting purposes referred to in this CD&A and the reconciliations of non-GAAP financial measures to the most directly comparable GAAP financial measures, as well as the reasons management believes these non-GAAP financial measures provide useful information to investors. For purposes of determining 2023 AIP, the Compensation Committee further adjusted the Adjusted EBITDA financial performance metric defined in [Appendix A](#) to exclude the positive impact attributable to the change of the presentation of interest income on forgivable loans on the Company's Consolidated Statement of Comprehensive Income for the quarter and annual period ended December 31, 2023. The Compensation Committee did not further adjust the Adjusted EPS financial performance metric defined in [Appendix A](#) to determine 2023 AIP. See the section of this CD&A titled "— 2023 Pay Outcomes — 2023 Annual Incentive Pay — Financial Metrics" beginning on [page 51](#) and [Appendix B](#) for the definitions of the non-GAAP financial measures, including the description of the further adjustment to Adjusted EBITDA, for determining 2023 AIP of our NEOs and the reconciliations of such non-GAAP financial measures to the most directly comparable GAAP financial measures.

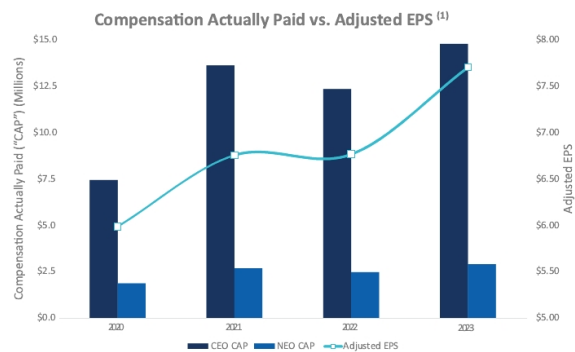
The following chart provides a graphical representation of the CAP to our CEO and other NEOs compared with both the Company's four-year cumulative TSR, as well as the four-year cumulative TSR of our 2021 Peer Group for 2021 and 2023 and the prior period peer group for 2020 and 2021.



The following chart provides a graphical representation of the CAP to our CEO and other NEOs compared with net income.



The following chart provides a graphical representation of the CAP to our CEO and the other NEOs compared with Adjusted EPS.



(1) See [Appendix A](#) for the definitions of Adjusted EPS used for financial reporting purposes referred to in this CD&A and the reconciliations of non-GAAP financial measures to the most directly comparable GAAP financial measures, as well as the reasons management believes these non-GAAP financial measures provide useful information to investors. For purposes of determining 2023 AIP, the Compensation Committee further adjusted the Adjusted EBITDA financial performance metric defined in [Appendix A](#) to exclude the positive impact attributable to the change of the presentation of interest income on forgivable loans

on the Company's Consolidated Statement of Comprehensive Income for the quarter and annual period ended December 31, 2023. The Compensation Committee did not further adjust the Adjusted EPS financial performance metric defined in [Appendix A](#) to determine 2023 AIP. See the section of this CD&A titled "— 2023 Pay Outcomes — 2023 Annual Incentive Pay — Financial Metrics" beginning on [page 51](#) and [Appendix B](#) for the definitions of the non-GAAP financial measures, including the description of the further adjustment to Adjusted EBITDA, for determining 2023 AIP of our NEOs and the reconciliations of such non-GAAP financial measures to the most directly comparable GAAP financial measures.

CEO PAY RATIO

As required by Section 953(b) of the Dodd-Frank Wall Street Reform and Consumer Protection Act, and Item 402(u) of Regulation S-K promulgated by the SEC, we are providing the pay ratio of the annual total compensation of our CEO compared with the annual total compensation of our median compensated employee (the "CEO Pay Ratio") for the year ended December 31, 2023.

In order to identify our 2023 median employee, we (i) analyzed annual cash base salary, bonus and overtime compensation of individuals employed as of October 1, 2023, (ii) annualized the compensation of permanent employees hired during 2023 through October 1, 2023, (iii) used year-end exchange rates to convert compensation paid to non-U.S. employees to U.S. dollars and (iv) used the exemption permitted under Item 402(u) of Regulation S-K to exclude employees from 12 countries — Argentina (18), Brazil (63), China (91), Colombia (46), Finland (23), Indonesia (1), Malaysia (10), Mexico (27), Netherlands (64), Saudi Arabia (18) and South Africa (86) and a British Overseas Territory — the British Virgin Islands (3), totaling 450 employees, comprising less than 5% of our total employee population as of October 1, 2023 and resulting in a net employee population of 8,611 out of our original employee population of 9,061 prior to such exclusions.

We calculated the 2023 median employee's annual total compensation for the year ended December 31, 2023 in accordance with the requirements of Item 402(c)(2)(x) of Regulation S-K. The total compensation for the 2023 median employee, a U.S.-based senior consultant, includes annual cash base salary, bonus and Company matching contributions under our 401(k) Plan. The 2023 median employee's total compensation for purposes of determining the CEO Pay Ratio was \$135,562; and the 2023 total compensation of our CEO for the purposes of determining the CEO Pay Ratio was \$9,372,564.

Based on this information, our 2023 CEO Pay Ratio was 69 to 1. We believe that this ratio represents a reasonable estimate calculated in a manner consistent with Item 402(u) and is not intended as a measure of comparison with any other company.

CERTAIN RELATIONSHIPS AND RELATED-PARTY TRANSACTIONS

REVIEW AND APPROVAL OF RELATED-PARTY TRANSACTIONS

The Company's legal staff is primarily responsible for the development and implementation of processes and controls to obtain information from the Company, directors and executive officers with respect to related-person transactions and for then determining, based on the facts and circumstances, whether a related person has a direct or indirect material interest in the transaction. As required under SEC rules, transactions that are determined to be, directly or indirectly, material to a related person are disclosed in this Proxy Statement. As set forth in the Audit Committee Charter, the Audit Committee reviews and approves transactions with related persons, including contracts or other transactions between or among the Company or a subsidiary or affiliate, on the one hand, and an officer, director or nominee for director, an immediate family member of an officer, director or nominee for director, a company, firm or entity in which an officer, director or nominee for director serves as an officer, director or partner or has a direct or indirect material interest, or a beneficial holder of more than 5% of the Company's voting securities, on the other hand. In the course of its review, approval and ratification, the Audit Committee considers factors such as:

- the financial and other terms of the transaction and whether such terms are substantially equivalent to terms that could be negotiated with third parties;
- the nature of the related-person's interest in the transaction;
- the importance of the transaction to the related person and to the Company;
- the likelihood that the transaction would influence the judgment of a director or executive officer to not act in the best interests of the Company; and
- any other matters that the Audit Committee deems appropriate.

2023 RELATED-PARTY TRANSACTIONS

In the ordinary course of business, we enter into commercial transactions to provide consulting and advisory services, from time to time, with clients or their affiliates for which our directors or executive officers, or their immediate family members, serve as directors and/or executive officers. We consider such transactions to be on an arm's length negotiated basis, and we do not believe that such directors or executive officers or immediate family members had or have any material direct or indirect pecuniary or other interests in such engagements. Additionally, from time to time, in the ordinary course of business, a beneficial owner of more than 5% of the Company's voting securities, such as those discussed below, directly or indirectly, on behalf of itself and/or affiliates, enters into engagements for consulting and advisory services with the Company and our affiliates on an arm's length negotiated basis. Such engagements may or may not be with affiliates identified as having an interest in our shares of Common Stock. Such engagements comply with the Audit Committee's policy for related-party transactions.

On January 25, 2024, BlackRock, Inc. ("BlackRock") filed a Schedule 13G/A with the SEC reporting beneficial ownership of shares of our Common Stock representing 8.6% of our outstanding shares of Common Stock as of December 31, 2023. Exhibit A to the Schedule 13G/A identifies certain affiliates that have acquired such shares and have rights to receive dividends and proceeds from the sale of shares of our Common Stock and reports that, except for BlackRock Fund Advisors, no other affiliate's interest is more than 5% of the total outstanding shares of Common Stock. From time to time, in the ordinary course of our business, BlackRock, directly or indirectly, on behalf of itself and/or through affiliates, has entered into engagements for consulting and advisory services with the Company and our affiliates on an arm's-length negotiated basis. Such engagements may or may not be with affiliates identified as having an interest in our shares. During calendar year 2023, revenues from engagements to provide consulting and advisory services to BlackRock and its affiliates aggregated \$2,312,723.

On March 11, 2024, The Vanguard Group, Inc. ("Vanguard") filed a Schedule 13G/A with the SEC reporting beneficial ownership of shares of our Common Stock representing 10.0% of our outstanding shares of Common Stock. Vanguard's Schedule 13G/A reports that Vanguard's clients, including investment companies registered under the Investment Company Act of 1940 and other managed accounts, have the right to receive or the power to direct the receipt of dividends from, or the proceeds from the sale of, shares of our Common Stock, and no one other person's interest in the Common Stock is more than 5% of the total outstanding shares of Common Stock. From time to time, in the ordinary course of our business, Vanguard, directly or indirectly, on behalf of itself and/or through affiliates, has entered into engagements for consulting and advisory services with the Company and our affiliates on an arm's-length negotiated basis. Such engagements may or may not be with affiliates identified as having an interest in our shares. During calendar year 2023, revenues from engagements to provide consulting and advisory services to Vanguard and its affiliates aggregated \$1,027,723.

PRINCIPAL ACCOUNTANT FEES AND SERVICES

The following table sets forth the aggregate fees for services rendered by KPMG as our independent registered public accounting firm for the fiscal years ended December 31, 2022 and 2023. In connection with the audit of the 2022 and 2023 financial statements, we entered into engagement agreements with KPMG that set forth the terms by which KPMG performs audit services for the Company.

	2022 (\$)	2023 (\$)
	<i>(IN THOUSANDS)</i>	
Audit Fees	3,798	4,240
Audit-Related Fees	—	—
Tax Fees	—	—
All Other Fees	6	5
Total	3,804	4,245

Audit fees are fees we paid KPMG for the audit and quarterly reviews of our consolidated financial statements, assistance with and review of documents filed with the SEC, comfort letters, consent procedures, accounting consultations related to transactions, and the adoption of new accounting pronouncements and audits of our subsidiaries that are required by statute or regulation. In 2023, approximately \$4,240,000 in fees were incurred for audit (including the audit of internal controls over financial reporting) and quarterly review services provided in connection with periodic reports filed under the Exchange Act, statutory audits, consultations and consent procedures. Audit fees for 2023 also included approximately \$121,000 and \$87,179 in fees incurred related to the audit of FTI Capital Advisors, LLC, a FINRA member firm, and FTI Capital Advisors Canada, ULC, respectively. All Other Fees include fees related to the Company's use of KPMG's research tool.

KPMG has confirmed to us its independence with respect to the Company under all relevant professional and regulatory standards.

For 2022 and 2023, the Audit Committee or a subcommittee of the Audit Committee pre-approved all audit services and permitted non-audit services (including the fees and terms thereof) to be performed for us by our independent registered public accounting firm, subject to the de minimis exceptions for non-audit services described in Section 10A(i)(1)(B) of the Exchange Act. The Audit Committee may delegate to one or more members or subcommittees the authority to grant pre-approvals of audit and permitted non-audit services, provided, however, that such member or subcommittee will be required to present its determinations to the Audit Committee at its next scheduled meeting.

REPORT OF THE AUDIT COMMITTEE OF THE BOARD OF DIRECTORS

The following report of the Audit Committee shall not be deemed to be “soliciting material” or to otherwise be considered “filed” with the U.S. Securities and Exchange Commission (the “SEC”), nor shall such information be incorporated by reference into any future filing under the Securities Act of 1933, as amended, or the Securities Exchange Act of 1934, as amended, except to the extent that FTI Consulting, Inc., a Maryland corporation (the “Company”), specifically incorporates it by reference into such filing.

The Audit Committee assists the Board of Directors (the “Board”) of the Company in overseeing and monitoring the integrity of the Company’s financial reporting process, the Company’s compliance with legal and regulatory requirements, its internal control and disclosure control systems, the integrity and audit of its consolidated financial statements, the qualifications and independence of its independent registered public accounting firm, and the performance of its internal auditors and independent registered public accounting firm.

The Audit Committee’s role and responsibilities are set forth in a written Charter of the Audit Committee, last amended and restated as of February 23, 2011 (the “Audit Committee Charter”). We review and reassess the Audit Committee Charter annually, and more frequently as necessary, to address any new, or changes to, rules relating to audit committees and recommend any changes to the Nominating, Corporate Governance and Social Responsibility Committee and the Board for approval. A copy of the Audit Committee Charter is publicly available and can be found on the Company’s website under “About FTI — Governance” and at <https://www.fticonsulting.com/~media/Files/us-files/our-firm/guidelines/charter-of-the-audit-committee-of-the-board-of-directors.pdf>.

The Audit Committee currently consists of five independent non-employee directors, recommended by the Nominating, Corporate Governance and Social Responsibility Committee and elected by the Board: Nicholas C. Fanandakis (Chair), Mark S. Bartlett, Elsy Boglioli Gerard E. Holthaus and Stephen C. Robinson. All of the members of the Audit Committee qualify as financially literate and are able to read and understand fundamental financial statements, including our balance sheet, income statement and cash flow statement, and related notes. The Board determined that three members of the Audit Committee qualify as “audit committee financial experts.”

The Company’s independent registered public accounting firm is responsible for performing an independent audit of the Company’s consolidated financial statements in accordance with generally accepted auditing standards and for issuing a report thereon. The Company’s independent registered public accounting firm also reviews the Company’s quarterly financial statements. Management is responsible for the Company’s financial statements and the financial reporting process, including internal controls. In addition, the Company’s independent registered public accounting firm is responsible for performing an audit of the Company’s internal controls over financial reporting in accordance with standards of the Public Company Accounting Oversight Board (“PCAOB”) and for issuing a report thereon. We, the Audit Committee, are responsible for monitoring and overseeing the annual audit process and discussing with the Company’s internal auditor and independent registered public accounting firm the overall scope and plans for their respective audits.

We meet periodically with the Company’s management and internal auditor, and independent registered public accounting firm, both together and separately. We review and discuss any deficiencies in the Company’s internal controls over financial reporting with the Company’s independent registered public accounting firm and management’s response. The Audit Committee engaged KPMG LLP (“KPMG”) as the Company’s independent registered public accounting firm for the quarters and year ended December 31, 2023. KPMG attended four meetings of the Audit Committee and separately met two times with the Audit Committee in closed sessions without management being present with respect to audit, financial reporting and internal control matters during calendar year 2023. One or more members of management attended all regular and special meetings of the Audit Committee, and management separately met two times with the Audit Committee in closed sessions with respect to audit, financial reporting and internal control matters during calendar year 2023. The Audit Committee separately met with the Vice President, Internal Audit of the Company two times in closed session during calendar year 2023. The Chair of the Audit Committee was delegated the authority by the Audit Committee to meet more frequently with the Vice President, Internal Audit, without management and other committee members being present, and management, without other committee members being present, and he reported back to the other members of the Audit Committee with respect to those meetings. In this context, the Audit Committee hereby reports as follows:

- (1) We have reviewed and discussed the Company’s audited consolidated financial statements as of and for the year ended December 31, 2023 with management and the independent registered public accounting firm. Management represented to the Audit Committee that the consolidated financial statements of the Company were prepared in accordance with U.S. generally accepted accounting principles.

TABLE OF CONTENTS

- (2) The Audit Committee discussed with KPMG the matters required to be discussed by the applicable requirements of the PCAOB and the SEC. These matters included a discussion of KPMG's judgments about the quality (not just the acceptability) of the accounting practices of the Company and accounting principles as applied to the financial reporting of the Company.
- (3) The Audit Committee received from KPMG the written disclosures and the letter required by the applicable requirements of the PCAOB regarding KPMG's communications with the Audit Committee concerning independence, and the Audit Committee discussed with KPMG its independence. The Audit Committee further considered whether the provision by KPMG of any non-audit services described elsewhere in this proxy statement is compatible with maintaining auditor independence and determined that the provision of those services does not impair KPMG's independence. We pre-approve the non-audit services performed by KPMG.
- (4) The Audit Committee reviewed and discussed with management and KPMG, management's report and KPMG's report on internal controls of our financial reporting in accordance with Section 404 of the Sarbanes-Oxley Act.
- (5) Based upon the review and discussion referred to in paragraphs (1) through (3) above, and the Audit Committee's review of the representations of management and the disclosures by the independent registered public accounting firm to the Audit Committee, we recommended to the Board that the audited consolidated financial statements be included in the annual report on Form 10-K of the Company for the fiscal year ended December 31, 2023 for filing with the SEC. We have concluded that KPMG, the Company's independent registered public accounting firm for fiscal year 2023, is independent from the Company and its management.

We have appointed KPMG as the Company's independent registered public accounting firm for the year ending December 31, 2024.

This Report is submitted by the members of the Audit Committee of the Board of Directors of FTI Consulting, Inc., a Maryland corporation.

AUDIT COMMITTEE

Nicholas C. Fanandakis, Chair

Mark S. Bartlett

Elsy Boglioli

Gerard E. Holthaus

Stephen C. Robinson

April 19, 2024

PROPOSALS FOR THE 2025 ANNUAL MEETING OF SHAREHOLDERS

We did not receive any shareholder proposals prior to the deadline for 2024 proposals required by our Bylaws and described in our proxy statement for the 2023 Annual Meeting. If you want to present a proposal (other than pursuant to Rule 14a-8 of the Exchange Act) for the 2025 annual meeting of shareholders, send the proposal to FTI Consulting, Inc., Attn: Corporate Secretary, at our principal executive office located at 555 12th Street NW, Suite 700, Washington, D.C. 20004. Shareholders intending to present a proposal at our annual meeting must comply with the requirements and provide the information set forth in our current Bylaws. Under our current Bylaws, a shareholder must deliver notice of a proposal and any required information to our Corporate Secretary not earlier than the 150th day nor later than 5:00 p.m., Eastern Time, on the 120th day prior to the first anniversary of the date of the proxy statement for the preceding year's annual meeting of shareholders, provided, however, that in the event that the date of the annual meeting is advanced or delayed by more than 30 days from the first anniversary of the date of the preceding year's annual meeting, or if no annual meeting of shareholders was held in the preceding year, notice by the shareholder to be timely must be delivered not earlier than the 150th day prior to the date of such annual meeting and not later than 5:00 p.m., Eastern Time, on the later of the 5:00 p.m., Eastern Time, on the later of the 120th day prior to the date of such annual meeting, as originally convened, or the 10th day following the day on which public announcement of the date of such annual meeting is first made. A shareholder's notice to the Corporate Secretary must be in writing and set forth as to each matter such shareholder proposes to bring before the annual meeting of shareholders the information and materials required by our current Bylaws. For the annual meeting of shareholders in 2025, we must receive this notice no earlier than November 20, 2024 and no later than 5:00 p.m., Eastern Time, on December 20, 2024. If a shareholder wishes to submit a proposal at the 2025 annual meeting and to have that proposal included in management's proxy statement in accordance with Rule 14a-8, the proposal must be submitted in accordance with Rule 14a-8 and be received by the Corporate Secretary no less than 120 days before the date our proxy statement was released to shareholders in connection with our previous year's annual meeting of shareholders, which will be December 20, 2024.

DEFINITIONS AND RECONCILIATIONS OF NON-GAAP TO THE MOST DIRECTLY COMPARABLE GAAP FINANCIAL MEASURES

Certain financial measures presented in our Proxy Statement have not been presented or prepared in accordance with generally accepted accounting principles in the United States ("GAAP"). Certain of these financial measures are considered not in conformity with GAAP ("non-GAAP financial measures") under the rules promulgated by the Securities and Exchange Commission.

We define Adjusted EBITDA, which is a non-GAAP financial measure, as consolidated net income before income tax provision, other non-operating income (expense), depreciation, amortization of intangible assets, remeasurement of acquisition-related contingent consideration, special charges, goodwill impairment charges, gain or loss on sale of a business and losses on early extinguishment of debt. We believe that this non-GAAP financial measure, when considered together with our GAAP financial results and GAAP financial measures, provides management and investors with a more complete understanding of our operating results, including underlying trends. In addition, EBITDA is a common alternative measure of operating performance used by many of our competitors. It is used by investors, financial analysts, rating agencies and others to value and compare the financial performance of companies in our industry. Therefore, we also believe that these non-GAAP financial measures, considered along with corresponding GAAP financial measures, provide management and investors with additional information for comparison of our operating results with the operating results of other companies.

We define Adjusted Net Income and Adjusted Earnings per Diluted Share ("Adjusted EPS"), which are non-GAAP financial measures, as net income and earnings per diluted share ("EPS"), respectively, excluding the impact of remeasurement of acquisition-related contingent consideration, special charges, goodwill impairment charges, losses on early extinguishment of debt, non-cash interest expense on convertible notes and the gain or loss on sale of a business. We use Adjusted Net Income for the purpose of calculating Adjusted EPS. Management uses Adjusted EPS to assess total Company operating performance on a consistent basis. We believe that these non-GAAP financial measures, when considered together with our GAAP financial results and GAAP financial measures, provide management and investors with an additional understanding of our business operating results, including underlying trends.

We define Free Cash Flow, which is a non-GAAP financial measure, as net cash provided by operating activities less cash payments for purchases of property and equipment. We believe this non-GAAP financial measure, when considered together with our GAAP financial results, provides management and investors with an additional understanding of the Company's ability to generate cash for ongoing business operations and other capital deployment.

We define "organic revenue growth," which is a non-GAAP financial measure, as the change in revenues, excluding the estimated impact of foreign currency ("FX") and acquisition-related revenues. The Company estimates the impact of FX driven by our businesses with functional currencies other than the U.S. dollar ("USD") on period-to-period performance results. The estimated impact of FX is calculated as the difference between the prior period results multiplied by the average FX exchange rates to USD in the current period and applicable prior period results multiplied by the average FX exchange rates to USD in the prior period. We define acquisition-related revenues as revenues of acquired companies in the first 12 months following the effective date of the acquisition. Organic revenue growth provides management and investors with a more consistent comparison of our revenues across periods, including underlying trends.

Non-GAAP financial measures are not defined in the same manner by all companies and may not be comparable with other similarly titled measures of other companies. In addition, non-GAAP financial measures used for computing executive officer annual incentive pay may be defined differently from similarly titled measures used for financial reporting purposes. Non-GAAP financial measures should be considered in addition to, but not as a substitute for or superior to, the information contained in our Consolidated Statements of Comprehensive Income and Consolidated Statements of Cash Flows.

RECONCILIATIONS OF NET INCOME TO ADJUSTED EBITDA FOR THE YEARS PRESENTED IN THE PROXY STATEMENT:

(AMOUNTS IN THOUSANDS)	2023	2022	2021	2020	2019
Net income	\$ 274,892	\$ 235,514	\$ 234,966	\$ 210,682	\$ 216,726
Add back:					
Income tax provision	83,471	62,235	62,981	51,764	71,724
Interest income and other	4,867	(3,918)	(6,193)	412	(2,061)
Interest expense	14,331	10,047	20,294	19,805	19,206
Depreciation and amortization	41,079	35,697	34,269	32,118	30,153
Amortization of intangible assets	6,159	9,643	10,823	10,387	8,152
Special charges	—	8,340	—	7,103	—
Remeasurement of acquisition-related contingent consideration	—	—	(3,130)	—	—
Adjusted EBITDA	\$ 424,799	\$ 357,558	\$ 354,010	\$ 332,271	\$ 343,900

RECONCILIATIONS OF NET INCOME AND EPS TO ADJUSTED NET INCOME AND ADJUSTED EPS, RESPECTIVELY, FOR THE YEARS PRESENTED IN THE PROXY STATEMENT:

(AMOUNTS IN THOUSANDS, EXCEPT PER SHARE DATA)	2023	2022	2021	2020	2019
Net income	\$ 274,892	\$ 235,514	\$ 234,966	\$ 210,682	\$ 216,726
Add back:					
Remeasurement of acquisition-related contingent consideration	—	—	(3,130)	—	—
Special charges	—	8,340	—	7,103	—
Tax impact of special charges	—	(1,584)	—	(1,847)	—
Non-cash interest expense on convertible notes	—	—	9,586	9,083	8,606
Tax impact of non-cash interest expense on convertible notes	—	—	(2,492)	(2,361)	(2,237)
Tax impact of gain on sale of business ⁽¹⁾	—	—	—	—	(2,097)
Adjusted Net Income	\$ 274,892	\$ 242,270	\$ 238,930	\$ 222,660	\$ 220,998
Earnings per common share — diluted	\$ 7.71	\$ 6.58	\$ 6.65	\$ 5.67	\$ 5.69
Add back:					
Remeasurement of acquisition-related contingent consideration	—	—	(0.09)	—	—
Special charges	—	0.23	—	0.19	—
Tax impact of special charges	—	(0.04)	—	(0.05)	—
Non-cash interest expense on convertible notes	—	—	0.27	0.24	0.23
Tax impact of non-cash interest expense on convertible notes	—	—	(0.07)	(0.06)	(0.06)
Tax impact of gain on sale of business ⁽¹⁾	—	—	—	—	(0.06)
Adjusted earnings per common share — diluted	\$ 7.71	\$ 6.77	\$ 6.76	\$ 5.99	\$ 5.80
Weighted average number of common shares outstanding — diluted	35,646	35,783	35,337	37,149	38,111

⁽¹⁾ In 2019, represents a discrete tax adjustment resulting from the change in estimate related to the accounting for the Ringtail e-discovery software and related business divestiture in 2018.

RECONCILIATION OF NET CASH PROVIDED BY OPERATING ACTIVITIES TO FREE CASH FLOW FOR THE YEAR PRESENTED IN THE PROXY STATEMENT:

(AMOUNTS IN THOUSANDS)	2023
Net cash provided by operating activities	\$ 224,461
Purchases of property and equipment	(49,562)
Free Cash Flow	\$ 174,899

RECONCILIATION OF REVENUE GROWTH TO ORGANIC REVENUE GROWTH FOR THE YEARS PRESENTED IN THE PROXY STATEMENT:

	2023	2022	2021	2020	2019
Revenue growth	15.2%	9.1%	12.8%	4.6%	16.0%
Impact of FX	(0.2)%	3.1%	(2.0)%	0.0%	1.3%
Impact of acquisition-related revenues	0.4%	(0.3)%	(0.5)%	(1.7)%	(1.0)%
Organic revenue growth	15.4%	11.9%	10.3%	2.9%	16.3%

**DEFINITIONS OF ADJUSTED EPS AND ADJUSTED EBITDA FOR PURPOSES OF
CALCULATING
ANNUAL INCENTIVE PAY FOR THE BONUS YEAR ENDED DECEMBER 31, 2023 AND
RECONCILIATIONS TO THE MOST DIRECTLY COMPARABLE GAAP MEASURES**

Certain financial measures presented in our Proxy Statement have not been presented or prepared in accordance with generally accepted accounting principles in the United States ("GAAP"). Certain of these financial measures are considered not in conformity with GAAP ("non-GAAP financial measures") under the rules promulgated by the Securities and Exchange Commission. Certain of the non-GAAP financial measures used to determine annual incentive pay for the year ended December 31, 2023 ("2023 AIP") are defined differently from the definitions of the similarly named non-GAAP financial measures used for financial reporting purposes. The definitions and calculations of non-GAAP financial measures used for 2023 AIP purposes are as follows:

ADJUSTED EARNINGS PER DILUTED SHARE ("ADJUSTED EPS")

We define Adjusted EPS, a non-GAAP financial measure, as earnings per diluted share, excluding the impact of remeasurement of acquisition-related contingent consideration, special charges, goodwill impairment charges, losses on early extinguishment of debt, non-cash interest expense on convertible notes and the gain or loss on sale of a business.

The Compensation Committee may, at its discretion, further adjust Adjusted EPS for the following items:

- (1) each of the potential further adjustments included in the 2023 Adjusted EBITDA definition;
- (2) exclusion of any gain or loss reflected in the Company's Consolidated Statement of Income as a result of any sale or other disposition of any business or business segment of the Company in part or in its entirety completed in 2023, to the extent that such gain or loss is not already excluded from Adjusted EPS; and
- (3) inclusion of, in the event of a sale or disposition of part of any business or business segment of the Company completed in 2022, the minority interest of such business or business segment subsequent to the closing of the sale or disposition. In the event of any sale or other disposition of any business or business segment of the Company in its entirety completed in 2023, the Adjusted EPS performance metrics may be reduced by an amount equal to the budgeted operating income for such business or business segment for the portion of 2023 subsequent to the closing of such transaction.

Reconciliations of Net Income and EPS to Adjusted Net Income and Adjusted EPS for the Year Ended December 31, 2023

For purposes of 2023 AIP, the Compensation Committee determined not to further adjust Adjusted EPS. Any further adjustments to Adjusted EPS would not have negatively impacted achievement of the 2023 Adjusted EPS performance metric at 115.9% of target. Adjusted EPS was equal to EPS for the twelve months ended December 31, 2023.

ADJUSTED EBITDA

We define Adjusted EBITDA, a non-GAAP financial measure, as consolidated net income before income tax provision, other non-operating income (expense), depreciation, amortization of intangible assets, remeasurement of acquisition-related contingent consideration, special charges, goodwill impairment charges, gain or loss on sale of a business and losses on early extinguishment of debt.

The Compensation Committee may, at its discretion, further adjust Adjusted EBITDA to exclude the following items:

- (1) operating results, including costs and expenses, of operations (including minority interest) discontinued, sold or acquired;
- (2) impact of foreign exchange rates different from budget (i.e. – constant currency);
- (3) costs and expenses related to financing activity and gains or losses related to financing activity;
- (4) unplanned severance costs; and
- (5) litigation settlements and costs.

Reconciliation of Net Income to Adjusted EBITDA for the Year Ended December 31, 2023

For purposes of 2023 AIP, the Compensation Committee further adjusted the Adjusted EBITDA financial performance metric to exclude the positive impact attributable to the change of the presentation of interest income on forgivable loans on the Company's Consolidated Statement of Comprehensive Income for the quarter and annual period ended December 31, 2023, as illustrated below:

(AMOUNTS IN THOUSANDS)	2023
Net income	\$274,892
Add back:	
Income tax provision	83,471
Interest income and other	4,867
Interest expense	14,331
Depreciation and amortization	41,079
Amortization of intangible assets	6,159
Adjusted EBITDA	\$424,799
Impact of Reclassification of Forgivable Loan Interest Income	(4,350)
Adjusted EBITDA (as further adjusted)	\$420,449

RECONCILIATIONS OF THE NUMBER OF “EMPLOYEES,” EXCLUDING INDEPENDENT CONTRACTORS, TO THE NUMBER OF “EMPLOYEES,” INCLUDING INDEPENDENT CONTRACTORS, FOR THE CALENDAR YEARS ENDED DECEMBER 31, 2019, DECEMBER 31, 2020, DECEMBER 31, 2021, DECEMBER 31, 2022 AND DECEMBER 31, 2023

RECONCILIATIONS OF THE NUMBER OF “EMPLOYEES,” EXCLUDING INDEPENDENT CONTRACTORS, TO THE NUMBER OF “EMPLOYEES,” INCLUDING INDEPENDENT CONTRACTORS, FOR THE YEARS PRESENTED IN THE PROXY STATEMENT:

	2023	2022	2021	2020	2019
Total employees, excluding independent contractors	7,990	7,635	6,780	6,321	5,567
Independent contractors	2,685	2,534	1,965	1,606	1,858
Total employees, including independent contractors	10,675	10,169	8,745	7,927	7,425

[TABLE OF CONTENTS](#)

555 12th Street NW
Suite 700
Washington, D.C. 20004
+1.202.312.9100

www.fticonsulting.com

NYSE: FCN



Copyright ©2024 FTI Consulting, Inc. All Rights Reserved.



FTI CONSULTING, INC.
 ATTN: JOANNE F. CATANESE
 CORPORATE SECRETARY
 555 12TH STREET NW
 SUITE 700
 WASHINGTON, D.C. 20004



VOTE BY INTERNET - www.ProxyVote.com or scan the QR Barcode above
 Use the Internet to transmit your voting instructions and for electronic delivery of information up until 11:59 p.m., Eastern Daylight Time, the day before the cutoff date or meeting date. Have your proxy card in hand when you access the website and follow the instructions to obtain your records and to create an electronic voting instruction form.

ELECTRONIC DELIVERY OF FUTURE PROXY MATERIALS
 If you would like to reduce the costs incurred by our Company in mailing proxy materials, you can consent to receiving all future proxy statements, proxy cards and annual reports electronically via email or the Internet. To sign up for electronic delivery, please follow the instructions above to vote using the Internet and, when prompted, indicate that you agree to receive or access proxy materials electronically in future years.

VOTE BY PHONE - 1-800-690-6903
 Use any touch-tone telephone to transmit your voting instructions up until 11:59 p.m., Eastern Daylight Time, the day before the cutoff date or meeting date. Have your proxy card in hand when you call and then follow the instructions.

VOTE BY MAIL
 Mark, sign and date your proxy card and return it in the postage-paid envelope we have provided or return it to Vote Processing, c/o Broadridge, 51 Mercedes Way, Edgewood, NY 11717.

SHAREHOLDER MEETING REGISTRATION
 To vote and/or attend the meeting, go to the "Register for Meeting" link at www.ProxyVote.com.

TO VOTE, MARK BLOCKS BELOW IN BLUE OR BLACK INK AS FOLLOWS:

V35314-P06452

KEEP THIS PORTION FOR YOUR RECORDS
 DETACH AND RETURN THIS PORTION ONLY

THIS PROXY CARD IS VALID ONLY WHEN SIGNED AND DATED.

FTI CONSULTING, INC.

The Board of Directors recommends you vote FOR all of the director nominees named below:

1. Election of Directors

Nominees:

1a. Brenda J. Bacon

For Against Abstain

1b. Mark S. Bartlett

1c. Elsy Boglioli

1d. Claudio Costamagna

1e. Nicholas C. Fanandakis

1f. Steven H. Gunby

1g. Gerard E. Holthaus

1h. Stephen C. Robinson

1i. Lauren E. Seeger

Please indicate if you plan to attend this meeting.

Yes No

The Board of Directors recommends you vote FOR Proposals No. 2 and No. 3:

2. Ratify the appointment of KPMG LLP as FTI Consulting, Inc.'s independent registered public accounting firm for the year ending December 31, 2024.

3. Vote on an advisory (non-binding) resolution to approve the compensation of the named executive officers for the year ended December 31, 2023 as described in the Proxy Statement.

NOTE: The proxy holders will vote in their discretion with regard to such other business that may properly come before the meeting or any postponement or adjournment thereof.

Please sign exactly as your name(s) appear(s) hereon and date. When signing as attorney, executor, administrator or other fiduciary, please give full title as such. Joint owners should each sign personally. All holders must sign. If a corporation or partnership, please sign in full corporate or partnership name by a duly authorized officer.

Signature [PLEASE SIGN WITHIN BOX]

Date

Signature (Joint Owners)

Date

FTI CONSULTING, INC.
MEETING INFORMATION/ADMISSION TICKET
(not transferable)

You are invited to attend the 2024 Annual Meeting of Shareholders of FTI Consulting, Inc., a Maryland corporation, to be held on Wednesday, June 5, 2024 at 9:30 a.m. (Eastern Daylight Time) at our office located at 555 12th Street NW, Suite 700, Washington, D.C. 20004.

Please present this admission ticket in order to gain admittance to the meeting. This ticket admits only the shareholder(s) listed on the reverse side and is not transferable. If these shares are held in the name of a broker, trust, bank, or other nominee or fiduciary, you should bring a proxy or letter from the broker, trust, bank, or other nominee or fiduciary confirming your beneficial ownership of the shares as of the close of business on the record date of March 7, 2024.

Important Notice Regarding the Availability of Proxy Materials for the Annual Meeting:
The Notice and Proxy Statement and 2023 Annual Report are available at www.ProxyVote.com.

V35315-P06452

PROXY FOR THE 2024 ANNUAL MEETING OF SHAREHOLDERS

FTI CONSULTING, INC.

THIS PROXY IS SOLICITED ON BEHALF OF THE BOARD OF DIRECTORS OF FTI CONSULTING, INC.

The undersigned shareholder(s) of FTI Consulting, Inc., a Maryland corporation (the "Company"), hereby appoint(s) Steven H. Gunby and Ajay Sabherwal, and each of them singly, as proxies, each with full power of substitution in each of them, to attend the 2024 Annual Meeting of Shareholders of the Company (the "Annual Meeting") to be held on June 5, 2024 at the office of the Company located at 555 12th Street NW, Suite 700, Washington, D.C. 20004, at 9:30 a.m. (Eastern Daylight Time), and at any and all postponements and adjournments thereof, and to cast on behalf of the undersigned all votes that the undersigned is entitled to cast at the Annual Meeting, with all powers possessed by the undersigned as if personally present at the meeting. The undersigned hereby acknowledges receipt of the Notice of the Annual Meeting of Shareholders and of the accompanying Proxy Statement, the terms of each of which are incorporated by reference, and revokes any proxy heretofore given with respect to the Annual Meeting.

THE SHARES REPRESENTED BY THIS PROXY WHEN PROPERLY SIGNED WILL BE VOTED IN THE MANNER DIRECTED. IN THE ABSENCE OF ANY DIRECTION, THE SHARES WILL BE VOTED FOR EACH NOMINEE NAMED IN PROPOSAL NO. 1, AND FOR PROPOSAL NO. 2 AND FOR PROPOSAL NO. 3, AND IN ACCORDANCE WITH THE PROXYHOLDER'S DISCRETION ON SUCH OTHER BUSINESS THAT MAY PROPERLY COME BEFORE THE ANNUAL MEETING AND ANY POSTPONEMENT OR ADJOURNMENT THEREOF (INCLUDING, IF APPLICABLE, ON ANY MATTER WHICH THE BOARD OF DIRECTORS DID NOT KNOW WOULD BE PRESENTED AT THE MEETING BY A REASONABLE TIME BEFORE THE PROXY SOLICITATION WAS MADE OR FOR THE ELECTION OF A PERSON TO THE BOARD OF DIRECTORS IF ANY NOMINEE NAMED IN PROPOSAL 1 BECOMES UNABLE TO SERVE OR FOR GOOD CAUSE WILL NOT SERVE). THE BOARD RECOMMENDS A VOTE FOR EACH NOMINEE NAMED IN PROPOSAL NO. 1, AND FOR PROPOSAL NO. 2, AND FOR PROPOSAL NO. 3.

(Continued and to be signed on the reverse side)